

CertainTeed

SIDING COLLECTION

2018 Product Catalog

Polymer, Composite
& Vinyl Siding Products

Vinyl Carpentry®
Soffit & Vertical Siding

UnderShield®
Water Diversion System

Vinyl Carpentry® Accessories

STONEfaçade™ Architectural
Stone Cladding System

Restoration Millwork®
Cellular PVC Trim

CertaWrap™
Weather Resistant Barrier

EverNew® Vinyl and
Composite Railing

Posts and Columns

EverNew® Vinyl Decking

CertainTeed
SAINT-GOBAIN

Table of Contents

Color Matrix.....	2
Accessory Matrix	4
Shake & Shingle Siding	
Cedar Impressions® Polymer Shake & Shingle Siding	5
Cedar Impressions® Accessories	7
Northwoods® Vinyl Shake & Shingle Siding	10
Composite Siding	
ICON™ Composite Siding.....	11
Insulated Siding	
CedarBoards™ Insulated Siding	12
CedarBoards™ XL Insulated Siding	13
CedarBoards™ Accessories	14
Vinyl Siding	
Monogram®	16
Monogram® XL	17
Restoration Classic™	18
Board & Batten	19
Carolina Beaded™	20
MainStreet™	21
Wolverine American Legend™	23
Encore™	24
Vinyl Carpentry® Soffit & Vertical Siding	
Triple 3-1/3" Soffit	25
Perimeter™ Triple 3-1/3" Soffit	25
Chamfer Board™ Vertical Siding and Porch Panel	26
Ironmax™ Soffit	26
Beaded Soffit	27
Universal Soffit	28
Value Soffit	29
UnderShield® Water Diversion System	30
Vinyl Carpentry® Accessories	
Corner Systems	31
Window & Door Trim	37
Wall Transitions	39
Soffit Transitions.....	40
J-Channel	41
Functional Trim	42
Starter Strips	44
Soffit Trim	45
STONEfaçade™ Architectural Stone Cladding System	47
Restoration Millwork® Cellular PVC Trim	49
House Wrap	
CertaWrap™ Weather Resistant Barrier	62
CertaWrap™ Tape	63
Tools	
Shingle Repair Kit.....	64
Hand Tools	64
EverNew® Vinyl and Composite Railing	65
Posts and Columns	79
EverNew® Vinyl Decking	80

Color & NGBS RC GREEN Approved Product Matrix

SIDING PRODUCTS

SIDING PRODUCTS

	GREEN APPROVED*	ARBOR BLEND	ARCTIC BLEND	AUTUMN RED	AUTUMN YELLOW	BERMUDA BLUE	BUCKSKIN	CANYON BLEND	CASTLE STONE	CHARCOAL GRAY	COLONIAL WHITE	CYPRESS	DESERT TAN	ESPRESSO	FLAGSTONE	FOREST	FRONTIER BLEND	GLACIER BLEND	GRANITE GRAY	GREEN TEA	HEARTHSTONE	HERITAGE CREAM	HERRINGBONE	IVY GREEN	LIGHT MAPLE	LINEN	MEADOW BLEND	MIDNIGHT BLUE	MOUNTAIN CEDAR	NATURAL CLAY	OXFORD BLUE	PACIFIC BLUE	SABLE BROWN	SANDPIPER	SANDSTONE BEIGE	SAVANNAH WICKER	SEAGRASS	SILVER ASH	SLATE	SNOW	SPRUCE	STERLING GRAY	SUEDE	TERRA COTTA	TIMBER BLEND	WARM SAND	WEATHERED BLEND							
	57	50	23	10	26	41	69	37	46	01	42	07	43	97	47	51	67	34	35	19	11	04	28	55	24	68	45	17	60	32	27	29	13	15	59	30	38	44	31	16	33	14	18	52	09	53								
NORTHWOODS®																																																						
S7" STRAIGHT EDGE PERFECTION SHINGLES	●		★			★		★	★		★		★	★					★		★							★		★		★	★		★	★		★				★												
S7" STRAIGHT EDGE ROUGH-SPLIT SHAKES	●		●			●					●	●	●		●				●										●		●	●			●	●							●											
S9" STAGGERED ROUGH-SPLIT SHAKES	●		●			●						●		●					●										●		●	●			●								●											
CEDARBOARDS™ & CEDARBOARDS™ XL																																																						
D6" ROUGH CEDAR	●		●			●			●	●	●	●		●		●		●			●			●					●	●	●		●	●									●											
S7" ROUGH CEDAR	●		●			●			●	●	●	●		●		●		●			●			●					●	●	●		●	●									●											
D4" & D4-1/2" DUTCHLAP ROUGH CEDAR	●					●				●	●	●							●		●			●					●	●				●	●							●												
D6" EXTENDED LENGTH ROUGH CEDAR	●		●						●	●	●	●		●					●		●			●					●	●	●		●	●									●											
S7" EXTENDED LENGTH ROUGH CEDAR	●		●						●	●	●	●		●					●					●					●	●		●		●	●								●											
S12" BOARD & BATTEN ROUGH CEDAR	●		●							●	●	●							●		●			●					●	●			●	●									●											
MONOGRAM®																																																						
D4" ROUGH CEDAR	●	●	●	●	●	●	●	★	●	●	●	●	★	●	●	●	●	●	●	●	●	●	●	●	●	●	★	●	●	●	●	●	●	●	●	●	●	★		●	●	●	●	●	●	●	●	●	●					
D5" ROUGH CEDAR	●		●			●		★	●	●	●	●	★	●	●	●		●		●	●	●	●	●	●	●	★	●	●	●	●	●	●	●	●	●	●	★	●	●	●	●	●	●	●	●			●					
D5" DUTCHLAP ROUGH CEDAR	●	●	●	●			●	★	●	●	●	●	★	●	●	●	●	●	●	●	●	●	●	●	●	●	★	●	●	●	●	●	●	●	●	●	●	●	★	●	●	●	●	●	●	●	●	●	●	●				
MONOGRAM® XL																																																						
D4" ROUGH CEDAR	●							★	●	●	●	★						●		●			●			★		●	●	●	●		●	●		●	★		●	●		●												
D5" DUTCHLAP ROUGH CEDAR	●									●	●	●						●		●			●						●	●			●	●		●	●		●		●													
RESTORATION CLASSIC™																																																						
D4" SELECT CEDAR	●		●	●		●		★	●	●	●	★	●	●	●			●		●	●	●	●	●			★	●	●	●	●			●	●		★		●	●	●	●	●	●	●	●								
D4-1/2" DUTCHLAP SELECT CEDAR	●		●	●		●		★	●	●	●	★	●	●	●			●		●	●	●	●	●			★	●	●	●				●	●		★		●	●	●	●	●	●										
D5" SELECT CEDAR	●			●						●	●	●									●	●	●	●					●	●					●	●						●	●											
D4-1/2" & T3" SMOOTH	●									●	●	●									●	●	●						●	●				●								●	●											
BOARD & BATTEN																																																						
SINGLE 8" VERTICAL ROUGH CEDAR	●									●	●	●						●		●	●	●	●						●					●	●								●											
SINGLE 7" VERTICAL ROUGH CEDAR	●		●					★	●	●	●	★	●	●	●			●		●	●	●	●			★	●	●	●	●			●			★		●	●	●		●	●	●	●									
CAROLINA BEADED™																																																						
SINGLE 6-1/2" BRUSHED	●									●	●	●						●		●	●	●	●						●	●				●	●	★	●		●	●		●	★											
MAINSTREET™																																																						
D4", D5", D4" & D5" DL WOODGRAIN	●			●	●		●		●	●	●		●	●				●		●	●		●						●	●				●	●	●	●	●		●	●	●	●	●	●									
6-1/2" BEADED BRUSHED	●									●	●	●						●					●							●	●					●	●				●	●	●	●	●									
T3" BRUSHED	●									●		●											●							●	●					●	●				●	●												
SINGLE 8" WOODGRAIN	●								●																																													
WOLVERINE AMERICAN LEGEND™																																																						
D4", D5", D4-1/2" DUTCHLAP WOODGRAIN	●			●	●		●		●	●	●		●	●				●		●	●	●	●	●					●	●					●	●			●	●		●	●	●				●						
ENCORE™																																																						
D4", D5", D4-1/2" DUTCHLAP WOODGRAIN†	●					●		●		●	●	●									●	●		●						●	●					●	●			●	●		●					●						
T3" WOODGRAIN	●									●		●																			●	●					●						●											

*Download approval specification at www.greenapprovedproducts.com

†Dimensions shown are nominal

★ NEW COLOR

Accessory Matrix

PRODUCT CODE # >	CORNER SYSTEMS	DECORATIVE TRIM	J-CHANNEL	FUNCTIONAL TRIM	STARTER STRIPS	SOFFIT TRIM
51401	3/4" CORNERPOST WOODGRAIN					
51402	3/4" CORNERPOST MATTE					
51404	1" CORNERPOST WOODGRAIN					
51409	1-1/4" INSULATED CORNERPOST					
51412	3/4" INSIDE CORNERPOST					
51436	1-1/4" INSIDE CORNERPOST					
51446	INDIVIDUAL 5" SAWMILL CORNER					
51405	T5, D7 PERFECTION MITERED CORNERPOST					
51448	S7 PERFECTION MITERED OFFSET CORNERPOST					
51451	T5 SAWMILL MITERED OFFSET CORNERPOST					
51450	D7, D9 ROUGH-SPLIT MITERED CORNERPOST					
51432	D7 PERFECTION INSIDE CORNERPOST					
51453	BEADED SUPERCORNER™					
51416	TRADITIONAL SUPERCORNER™					
51420	1-1/4" TRADITIONAL SUPERCORNER™					
51447	FLUTED SUPERCORNER™					
51424	3/4" FLUTED CORNER (3-1/2" FACE)					
51423	INSIDE/OUTSIDE BAY WINDOW CORNERPOST					
51454	CORNICE MOLDING					
51455	CORNICE MOLDING RECEIVER					
55817	FINISH BOARD					
55812	BAND BOARD					
55815	3/8" J-CHANNEL					
55814	1/2" J-CHANNEL					
50306	5/8" J-CHANNEL					
50310	3/4" J-CHANNEL					
50303	1" J-CHANNEL					
50302	1-1/4" J-CHANNEL					
50301	CEDAR IMPRESSIONS UNDERSILL TRIM					
56917	DUAL UNDERSILL TRIM					
56916	UNDERSILL TRIM					
53601	2-1/4" VINYL STARTER STRIP					
53602	2-1/2" METAL STARTER STRIP					
53610	4" METAL SHINGLE STARTER STRIP					
53604	5" METAL REMODELING STARTER STRIP					
53609	STARTER STRIP FOR INSULATED SIDING					
52506	3/4" F-CHANNEL					
52502	5/8" F-CHANNEL					
52504	1/2" H BAR					
52505	3/8" H BAR					
52507	3/4" H BAR					

SIDING PRODUCTS

[illegible]

VINYL CARPENTRY® SOFFIT & VERTICAL SIDING

[illegible]

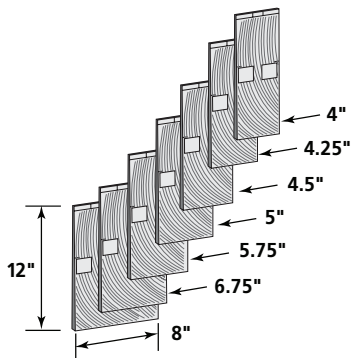
This is a suggested list. Some jobs may have unique requirements or a special use of accessories. Please consult product descriptions for available colors. Not all products available in all colors.

*3/4" Accessories may be used with Northwoods Single 7" Straight Edge Rough-Split Shakes provided product is not tight in accessory pocket.

Cedar Impressions®

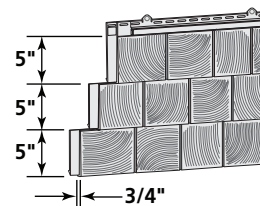
Polymer Shingle Siding – Sawmill Finish

INDIVIDUAL 5" SAWMILL SHINGLES



Product Code: 30105
 Finish: Sawmill
 Length: 7 Sizes – 4", 4.25", 4.5", 5", 5.75", 6.75", 8"
 Thickness: .090"
 Exposure: 5"
 Projection: Shingle is 1/2", installs in 1" accessory
 Panels/Ctn.: 128
 Squares/Ctn.: .25
 Cartons/Pallet: 32
 lbs./Ctn.: ≤ 33

TRIPLE 5" STRAIGHT EDGE SAWMILL SHINGLES

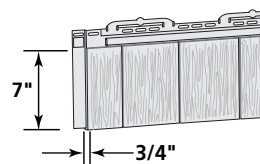


Product Code: 30106
 Finish: Sawmill
 Length: 60"
 Thickness: .100"
 Exposure: 15"
 Projection: 3/4"
 Panels/Ctn.: 8
 Squares/Ctn.: .50
 Cartons/Pallet: 20
 lbs./Ctn.: ≤ 43

Cedar Impressions®

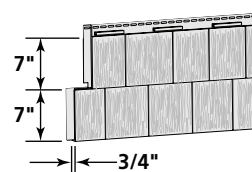
Polymer Shingle Siding – Perfection Finish

SINGLE 7" STRAIGHT EDGE PERFECTION SHINGLES



Product Code: 30137
 Finish: Cedar Grain
 Length: 73.5"
 Thickness: .090"
 Exposure: 7"
 Projection: 3/4"
 Panels/Ctn.: 14
 Squares/Ctn.: .50
 Cartons/Pallet: 32
 lbs./Ctn.: ≤ 43

DOUBLE 7" STRAIGHT EDGE PERFECTION SHINGLES



Product Code: 30138
 Finish: Cedar Grain
 Length: 48"
 Thickness: .100"
 Exposure: 14"
 Projection: 3/4"
 Panels/Ctn.: 11
 Squares/Ctn.: .50
 Cartons/Pallet: 16
 lbs./Ctn.: ≤ 42

Polymer Siding Products

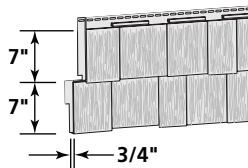
Product Code	30105 Individual 5" Sawmill Shingles	30106 Triple 5" Straight Edge Sawmill Shingles	30137 Single 7" Perfection Shingles	30138 Double 7" Straight Edge Perfection Shingles	
Colonial White (01)		●		●	
Autumn Red (23)		●		●	
Autumn Yellow (10)		●		●	
Bermuda Blue (26)				●	
Buckskin (41)		●		●	
Charcoal Gray (46)		●		●	
Cypress (42)		●		●	
Desert Tan (07)		●		●	
Flagstone (97)		●		●	
Forest (47)		●		●	
Granite Gray (34)		●		●	
Green Tea (35)				●	
Hearthstone (19)		●		●	
Heritage Cream (11)		●		●	
Herringbone (04)		●		●	
Ivy Green (28)		●		●	
Light Maple (55)		●		●	
Mountain Cedar (17)		●		●	
Natural Clay (60)		●		●	
Pacific Blue (27)		●		●	
Sable Brown (29)		●		●	
Sandpiper (13)		●		●	
Sandstone Beige (15)		●		●	
Savannah Wicker (59)		●		●	
Seagrass (30)		●		●	
Snow (31)		●		●	
Spruce (16)		●		●	
Sterling Gray (33)		●		●	
Suede (14)		●		●	
Terra Cotta (18)		●		●	
► Cedar Blend (79)			●		
► Driftwood Blend (80)			●		
► Natural Blend (78)			●		
► Rustic Blend (82)			●		
Cedar Blend–Light (70)	●				
Cedar Blend–Med. (71)	●				
Cedar Blend–Dark (72)	●				
Driftwood Blend–L. (94)	●				
Driftwood Blend–M. (95)	●				
Driftwood Blend–D. (96)	●				
Natural Blend–Light (86)	●				
Natural Blend–Med. (87)	●				
Natural Blend–Dark (88)	●				
Rustic Blend–Light (73)	●				
Rustic Blend–Med. (74)	●				
Rustic Blend–Dark (75)	●				

► CONSISTENT VARIEGATED COLOR THROUGHOUT THE PANEL

Cedar Impressions® (continued)

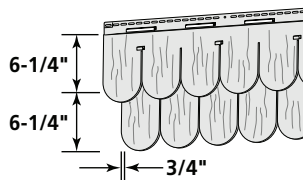
Polymer Shingle Siding – Perfection Finish

DOUBLE 7" STAGGERED PERFECTION SHINGLES



Product Code: 30143
 Finish: Cedar Grain
 Length: 48"
 Thickness: .100"
 Exposure: 14"
 Projection: 3/4"
 Panels/Ctn.: 11
 Squares/Ctn.: .50
 Cartons/Pallet: 16
 lbs./Ctn.: ≤44

DOUBLE 6-1/4" HALF-ROUND SHINGLES

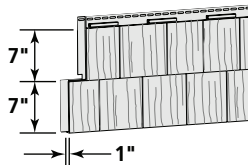


Product Code: 30128
 Finish: Cedar Grain
 Length: 32"
 Thickness: .100"
 Exposure: 12-1/2"
 Projection: 3/4"
 Panels/Ctn.: 12
 Squares/Ctn.: .333
 Cartons/Pallet: 16
 lbs./Ctn.: ≤27

Cedar Impressions®

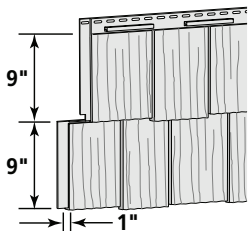
Polymer Shake Siding – Rough-Split Finish

DOUBLE 7" STRAIGHT EDGE ROUGH-SPLIT SHAKES



Product Code: 30141
 Finish: Cedar Shake
 Length: 57"
 Thickness: .125"
 Exposure: 14"
 Projection: 1"
 Panels/Ctn.: 9
 Squares/Ctn.: .50
 Cartons/Pallet: 16
 lbs./Ctn.: ≤47

DOUBLE 9" STAGGERED ROUGH-SPLIT SHAKES



Product Code: 30136
 Finish: Cedar Shake
 Length: 57"
 Thickness: .125"
 Exposure: 18"
 Projection: 1"
 Panels/Ctn.: 7
 Squares/Ctn.: .50
 Cartons/Pallet: 16
 lbs./Ctn.: ≤50

Polymer Siding Products

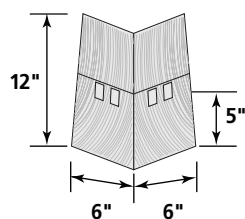
Product Code	30143 Double 7" Staggered Perfection Shingles	30128 Double 6-1/4" Half-Round Shingles	30141 Double 7" Straight Edge Rough-Split Shakes	30136 Double 9" Staggered Rough-Split Shakes	
Colonial White (01)	●	●	●	●	
Autumn Red (23)	●	●	●	●	
Autumn Yellow (10)	●	●	●	●	
Bermuda Blue (26)		●			
Buckskin (41)	●	●	●	●	
Charcoal Gray (46)	●	●	●	●	
Cypress (42)	●	●	●	●	
Desert Tan (07)	●	●	●	●	
Flagstone (97)	●	●	●	●	
Forest (47)	●	●	●	●	
Granite Gray (34)	●	●	●	●	
Green Tea (35)		●			
Hearthstone (19)	●	●	●	●	
Heritage Cream (11)	●	●	●	●	
Herringbone (04)	●	●	●	●	
Ivy Green (28)	●	●	●	●	
Light Maple (55)	●	●	●	●	
Mountain Cedar (17)	●	●	●	●	
Natural Clay (60)	●	●	●	●	
Pacific Blue (27)	●	●	●	●	
Sable Brown (29)	●	●	●	●	
Sandpiper (13)	●	●	●	●	
Sandstone Beige (15)	●	●	●	●	
Savannah Wicker (59)	●	●	●	●	
Seagrass (30)	●	●	●	●	
Snow (31)	●	●	●	●	
Spruce (16)	●	●	●	●	
Sterling Gray (33)	●	●	●	●	
Suede (14)	●	●	●	●	
Terra Cotta (18)	●	●	●	●	

Cedar Impressions® Accessories

Polymer Siding Products

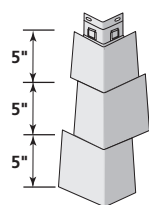


INDIVIDUAL 5" SAWMILL CORNER



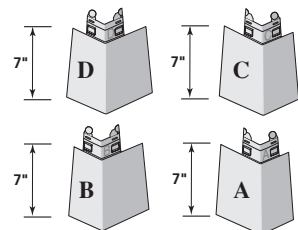
Product Code: 51405
 Finish: Sawmill
 Exposure: 5"
 Pieces/Ctn.: 24
 Lin. Ft./Ctn.: 10'
 Cartons/Pallet: 45
 lbs./Ctn.: ≤ 12

T5" STRAIGHT EDGE SAWMILL OFFSET MITERED CORNERPOST



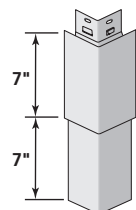
Product Code: 51406
 Finish: Sawmill
 Pieces/Ctn.: 32
 Lin. Ft./Ctn.: 40'
 Cartons/Pallet: 12
 lbs./Ctn.: ≤ 17

S7" PERFECTION OFFSET MITERED CORNERPOSTS



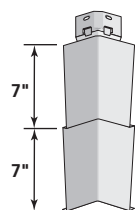
Product Code: 51459
 Finish: Cedar Grain
 Length: 4 Pieces – 7" each
 Pieces/Ctn.: 40
 Lin. Ft./Ctn.: 23' 4"
 Cartons/Pallet: 24
 lbs./Ctn.: ≤ 15

D7" STRAIGHT EDGE PERFECTION MITERED CORNERPOST



Product Code: 51448
 Finish: Cedar Grain
 Length: 14"
 Pieces/Ctn.: 20
 Lin. Ft./Ctn.: 23' 3"
 Cartons/Pallet: 32
 lbs./Ctn.: ≤ 14

D7" STRAIGHT EDGE PERFECTION MITERED INSIDE CORNERPOST



Product Code: 51453
 Finish: Cedar Grain
 Length: 14"
 Pieces/Ctn.: 20
 Lin. Ft./Ctn.: 23' 3"
 Cartons/Pallet: 32
 lbs./Ctn.: ≤ 10

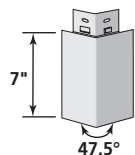
Product Code	51405 Individual 5" Sawmill Corner	51406 T5" Straight Edge Sawmill Offset Mitered Cornerpost	51459 S7" Perfection Offset Mitered Cornerposts	51448 D7" Straight Edge Perfection Mitered Cornerpost	51453 D7" Straight Edge Perfection Mitered Inside Cornerpost
Colonial White (01)		●		●	●
Autumn Red (23)		●		●	●
Autumn Yellow (10)		●		●	●
Bermuda Blue (26)				●	●
Buckskin (41)		●		●	●
Charcoal Gray (46)		●		●	●
Cypress (42)		●		●	●
Desert Tan (07)		●		●	●
Flagstone (97)		●		●	●
Forest (47)		●		●	●
Granite Gray (34)		●		●	●
Green Tea (35)				●	●
Hearthstone (19)		●		●	●
Heritage Cream (11)		●		●	●
Herringbone (04)		●		●	●
Ivy Green (28)		●		●	●
Light Maple (55)		●		●	●
Mountain Cedar (17)		●		●	●
Natural Clay (60)		●		●	●
Pacific Blue (27)		●		●	●
Sable Brown (29)		●		●	●
Sandpiper (13)		●		●	●
Sandstone Beige (15)		●		●	●
Savannah Wicker (59)		●		●	●
Seagrass (30)		●		●	●
Snow (31)		●		●	●
Spruce (16)		●		●	●
Sterling Gray (33)		●		●	●
Suede (14)		●		●	●
Terra Cotta (18)		●		●	●
► Cedar Blend (79)			●		
► Driftwood Blend (80)			●		
► Natural Blend (78)			●		
► Rustic Blend (82)			●		
Cedar Blend–Light (70)	●				
Cedar Blend–Med. (71)	●				
Cedar Blend–Dark (72)	●				
Driftwood Blend–L. (94)	●				
Driftwood Blend–M. (95)	●				
Driftwood Blend–D. (96)	●				
Natural Blend–Light (86)	●				
Natural Blend–Med. (87)	●				
Natural Blend–Dark (88)	●				
Rustic Blend–Light (73)	●				
Rustic Blend–Med. (74)	●				
Rustic Blend–Dark (75)	●				

► CONSISTENT VARIEGATED COLOR THROUGHOUT THE CORNERS.
 RECOMMENDED TRIM COLOR TO COORDINATE WITH COLOR BLENDS
 NATURAL BLEND = BUCKSKIN; CEDAR BLEND = MOUNTAIN CEDAR;
 DRIFTWOOD BLEND = GRANITE GRAY; RUSTIC BLEND = SABLE BROWN

≤ Heaviest weight listed – varies by color.

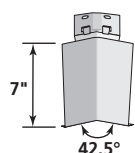
Cedar Impressions® Accessories (continued)

S7" MITERED BAY WINDOW OUTSIDE CORNERPOST



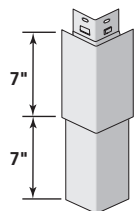
Works only with Cedar Impressions D7" Straight Edge Perfection Shingles

S7" MITERED BAY WINDOW INSIDE CORNERPOST

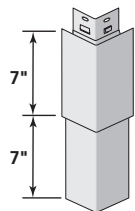


Works only with Cedar Impressions D7" Straight Edge Perfection Shingles

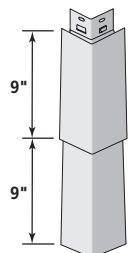
D7" STAGGERED PERFECTION MITERED CORNERPOST



D7" STRAIGHT EDGE ROUGH-SPLIT MITERED CORNERPOST



D9" STAGGERED ROUGH-SPLIT MITERED CORNERPOST



Product Code: 51454

Finish: Cedar Grain

Length: 7"

Pieces/Ctn.: 20

Lin. Ft./Ctn.: 11' 8"

Cartons/Pallet: 75

lbs./Ctn.: ≤6

Product Code: 51455

Finish: Cedar Grain

Length: 7"

Pieces/Ctn.: 20

Lin. Ft./Ctn.: 11' 8"

Cartons/Pallet: 75

lbs./Ctn.: ≤5

Product Code: 51451

Finish: Cedar Grain

Length: 14"

Pieces/Ctn.: 20

Lin. Ft./Ctn.: 23' 3"

Cartons/Pallet: 32

lbs./Ctn.: ≤14

Product Code: 51450

Finish: Cedar Shake

Length: 14"

Pieces/Ctn.: 20

Lin. Ft./Ctn.: 23' 4"

Cartons/Pallet: 24

lbs./Ctn.: ≤17

Product Code: 51432

Finish: Cedar Shake

Length: 18-1/2"

Pieces/Ctn.: 20

Lin. Ft./Ctn.: 31

Cartons/Pallet: 18

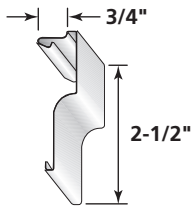
lbs./Ctn.: ≤21

Polymer Siding Products

Product Code	51454 S7" Mitered Bay Window Outside Cornerpost	51455 S7" Mitered Bay Window Inside Cornerpost	51451 D7" Staggered Perfection Mitered Cornerpost	51450 D7" Straight Edge Rough-Split Mitered Cornerpost	51432 D9" Staggered Rough-Split Mitered Cornerpost
Colonial White (01)	●	●	●	●	●
Autumn Red (23)	●	●	●	●	●
Autumn Yellow (10)	●	●	●	●	●
Bermuda Blue (26)	●	●			
Buckskin (41)	●	●	●	●	●
Charcoal Gray (46)	●	●	●	●	●
Cypress (42)	●	●	●	●	●
Desert Tan (07)	●	●	●	●	●
Flagstone (97)	●	●	●	●	●
Forest (47)	●	●	●	●	●
Granite Gray (34)	●	●	●	●	●
Green Tea (35)	●	●			
Hearthstone (19)	●	●	●	●	●
Heritage Cream (11)	●	●	●	●	●
Herringbone (04)	●	●	●	●	●
Ivy Green (28)	●	●	●	●	●
Light Maple (55)	●	●	●	●	●
Mountain Cedar (17)	●	●	●	●	●
Natural Clay (60)	●	●	●	●	●
Pacific Blue (27)	●	●	●	●	●
Sable Brown (29)	●	●	●	●	●
Sandpiper (13)	●	●	●	●	●
Sandstone Beige (15)	●	●	●	●	●
Savannah Wicker (59)	●	●	●	●	●
Seagrass (30)	●	●	●	●	●
Snow (31)	●	●	●	●	●
Spruce (16)	●	●	●	●	●
Sterling Gray (33)	●	●	●	●	●
Suede (14)	●	●	●	●	●
Terra Cotta (18)	●	●	●	●	●

Cedar Impressions® Accessories (continued)

CORNICE MOLDING



Product Code: 55817

Finish: Matte

Length: 12' 6"

Pieces/Ctn.: 10

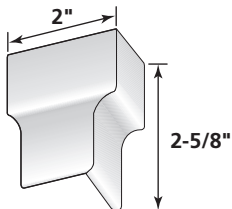
Lin. Ft./Ctn.: 125

Cartons/Pallet: 64

lbs./Ctn.: ≤ 16

For use with Cornice Receiver or Deluxe F-Channel

CORNICE MOLDING CORNERPOST CAP



Product Code: 55808

Finish: Matte

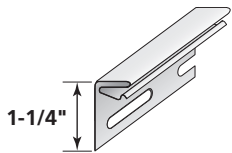
Pieces/Ctn.: 20

Cartons/Pallet: 120

lbs./Ctn.: ≤ 1

For capping Cornice Molding over Mitered Cornerposts

CORNICE RECEIVER



Product Code: 55812

Finish: Matte

Length: 12' 6"

Pieces/Ctn.: 24

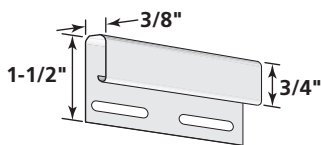
Lin. Ft./Ctn.: 300

Cartons/Pallet: 35

lbs./Ctn.: ≤ 28

For use with Cornice Molding, Finish Board and Band Board

CEDAR IMPRESSIONS UNDERSILL TRIM



Product Code: 56917

Finish: Matte

Length: 12' 6"

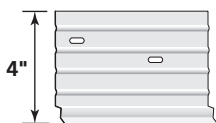
Pieces/Ctn.: 12

Lin. Ft./Ctn.: 150

Cartons/Pallet: 84

lbs./Ctn.: ≤ 13

4" METAL SHINGLE STARTER STRIP



Product Code: 53610

Finish: Mill

Length: 10'

Width: 4"

Pieces/Ctn.: 25

Lin. Ft./Ctn.: 250

Cartons/Pallet: 35

lbs./Ctn.: ≤ 78

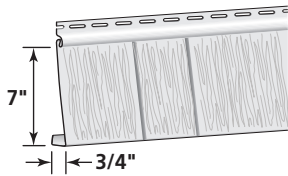
For use with Cedar Impressions Shake and Shingle Panels

Vinyl Carpentry® Accessories

Product Code	55817 Cornice Molding	55808 Cornice Molding Cornerpost Cap	55812 Cornice Receiver	56917 Cedar Impressions Undersill Trim	53610 4" Metal Shingle Starter Strip
No Color			●		●
Colonial White (01)	●	●		●	
Autumn Red (23)	●	●		●	
Autumn Yellow (10)	●	●		●	
Bermuda Blue (26)	●	●		●	
Buckskin (41)	●	●		●	
Charcoal Gray (46)	●	●		●	
Cypress (42)	●	●		●	
Desert Tan (07)	●	●		●	
Flagstone (97)	●	●		●	
Forest (47)	●	●		●	
Granite Gray (34)	●	●		●	
Green Tea (35)	●	●		●	
Hearthstone (19)	●	●		●	
Heritage Cream (11)	●	●		●	
Herringbone (04)	●	●		●	
Ivy Green (28)	●	●		●	
Light Maple (55)	●	●		●	
Mountain Cedar (17)	●	●		●	
Natural Clay (60)	●	●		●	
Pacific Blue (27)	●	●		●	
Sable Brown (29)	●	●		●	
Sandpiper (13)	●	●		●	
Sandstone Beige (15)	●	●		●	
Savannah Wicker (59)	●	●		●	
Seagrass (30)	●	●		●	
Snow (31)	●	●		●	
Spruce (16)	●	●		●	
Sterling Gray (33)	●	●		●	
Suede (14)	●	●		●	
Terra Cotta (18)	●	●		●	

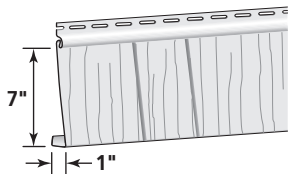


SINGLE 7" STRAIGHT EDGE PERFECTION SHINGLES



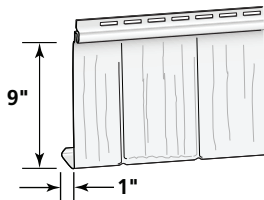
Product Code: 60108
 Finish: Cedar Grain
 Length: 10' 1"
 Thickness: .060"
 Exposure: 7"
 Projection: 3/4"
 Panels/Ctn.: 17
 Squares/Ctn.: 1
 Cartons/Pallet: 18
 lbs./Ctn.: ≤65

SINGLE 7" STRAIGHT EDGE ROUGH-SPLIT SHAKES



Product Code: 60106
 Finish: Cedar Shake
 Length: 10' 1"
 Thickness: .050"
 Exposure: 7"
 Projection: 1"
 Panels/Ctn.: 17
 Squares/Ctn.: 1
 Cartons/Pallet: 19
 lbs./Ctn.: ≤59

SINGLE 9" STAGGERED ROUGH-SPLIT SHAKES



Product Code: 60148
 Finish: Cedar Shake
 Length: 10' 4-3/4"
 Thickness: .050"
 Exposure: 9"
 Projection: 1"
 Panels/Ctn.: 13
 Squares/Ctn.: 1
 Cartons/Pallet: 14
 lbs./Ctn.: ≤67

Product Code	60108 Single 7" Straight Edge Perfection Shingles (Cedar Grain)	60106 Single 7" Straight Edge Rough-Split Shakes (Cedar Shake)	60148 Single 9" Staggered Rough-Split Shakes (Cedar Shake)	
Colonial White (01)		●		
Autumn Red (23)	●	●	●	
Buckskin (41)	●	●	●	
Castle Stone (37)	●			
Charcoal Gray (46)	●			
Cypress (42)	●	●		
Desert Tan (07)		●	●	
Espresso (43)	●			
Flagstone (97)	●	●	●	
Granite Gray (34)	●	●	●	
Hearthstone (19)	●			
Midnight Blue (45)	●			
Natural Clay (60)	●	●	●	
Pacific Blue (27)	●	●	●	
Sable Brown (29)	●	●	●	
Sandstone Beige (15)		●		
Savannah Wicker (59)	●	●	●	
Seagrass (30)	●			
Slate (44)	●			
Sterling Gray (33)	●	●	●	


**SINGLE 7" SELECT CEDAR™
CLAPBOARD – 12'**
ct Code: 62106

Finish: Select Cedar

Length: 12'

Width: 8-1/4"

Exposure: 7"

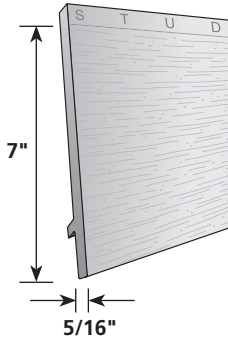
Thickness: 5/16"

Boards/Square: 14.29

Boards/Pallet: 176

Squares/Pallet: 12.32

lbs./Pallet: 1,965*



Product Code	62106 Single 7" Clapboard – 12' (Select Cedar)	62144 Single 7" Clapboard – 16' (Select Cedar)	53611 3-1/2" Starter Strip for Composite Siding	
Primed (00)	●	●		
No Color			●	


**SINGLE 7" SELECT CEDAR™
CLAPBOARD – 16'**
ct Code: 62144

Finish: Select Cedar

Length: 16'

Width: 8-1/4"

Exposure: 7"

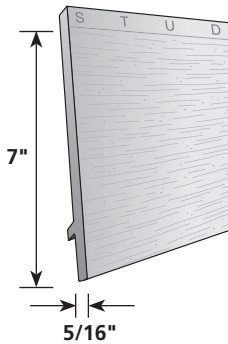
Thickness: 5/16"

Boards/Square: 10.71

Boards/Pallet: 128

Squares/Pallet: 11.96

lbs./Pallet: 2,128*


**3-1/2" STARTER
STRIP FOR
COMPOSITE SIDING**
Product Code: 53611

Finish: Mill

Length: 10'

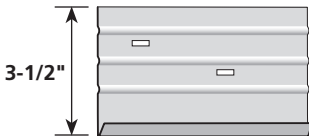
Exposure: 3-1/2"

Pieces/Ctn.: 25

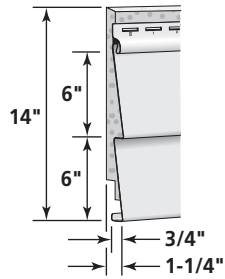
Lin. Ft./Ctn.: 250'

Cartons/Pallet: 32

lbs./Pallet: 65*



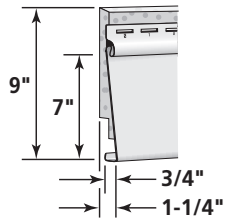
DOUBLE 6" CLAPBOARD



Product Code: 58134

Finish: Rough Cedar
Length: 12' 6"
Thickness: .044"
Exposure: 12"
Projection: 1-1/4"*
Panels/Ctn.: 8
Squares./Ctn.: 1
Cartons/Pallet: 9
lbs./Ctn.: ≤52

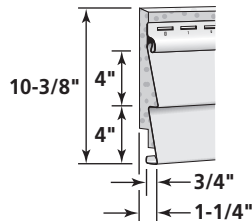
SINGLE 7" CLAPBOARD



Product Code: 58106

Finish: Rough Cedar
Length: 12' 3"
Thickness: .044"
Exposure: 7"
Projection: 1-1/4"*
Panels/Ctn.: 14
Squares./Ctn.: 1
Cartons/Pallet: 12
lbs./Ctn.: ≤56

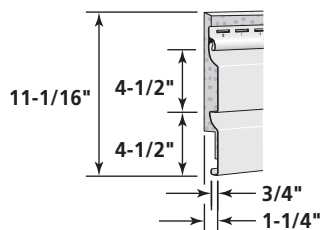
DOUBLE 4" CLAPBOARD



Product Code: 58115

Finish: Rough Cedar
Length: 12' 6"
Thickness: .044"
Exposure: 8"
Projection: 1-1/4"*
Panels/Ctn.: 12
Squares./Ctn.: 1
Cartons/Pallet: 9
lbs./Ctn.: ≤58

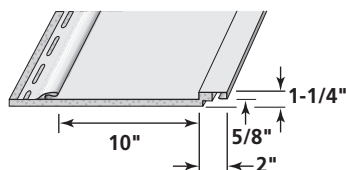
DOUBLE 4-1/2" DUTCHLAP



Product Code: 58121

Finish: Rough Cedar
Length: 12' 1"
Thickness: .044"
Exposure: 9"
Projection: 1-1/4"*
Panels/Ctn.: 11
Squares./Ctn.: 1
Cartons/Pallet: 8
lbs./Ctn.: ≤58

SINGLE 12" VERTICAL BOARD & BATTEN - 10'



Product Code: 58153

Finish: Rough Cedar
Length: 10'
Thickness: .052"
Exposure: 12"
Projection: 1-1/4"*
Panels/Ctn.: 10
Squares./Ctn.: 1
Cartons/Pallet: 9
lbs./Ctn.: ≤59

Product Code	58134 Double 6" Clapboard (Rough Cedar)	58106 Single 7" Clapboard (Rough Cedar)	58115 Double 4" Clapboard (Rough Cedar)	58121 Double 4 1/2" Dutchlap (Rough Cedar)	58153 Single 12" Vertical Board & Batten - 10' (Rough Cedar)
Colonial White (01)	●	●	●	●	●
Desert Tan (07)	●	●	●	●	●
Heritage Cream (11)	●	●	●	●	●
Light Maple (55)	●	●	●	●	●
Sandstone Beige (15)	●	●	●	●	●
Savannah Wicker (59)	●	●	●	●	●
Sterling Gray (33)	●	●	●	●	●
Buckskin (41)	●	●	●	●	●
Cypress (42)	●	●	●	●	●
Granite Gray (34)	●	●	●	●	●
Natural Clay (60)	●	●	●	●	●
Oxford Blue (32)	●	●	●	●	●
Autumn Red (23)	●	●	●	●	●
Charcoal Gray (46)	●	●	●	●	●
Flagstone (97)	●	●	●	●	●
Pacific Blue (27)	●	●	●	●	●
Sable Brown (29)	●	●	●	●	●
Spruce (16)	●	●	●	●	●
Frontier Blend (51)	●	●	●	●	●
Timber Blend (52)	●	●	●	●	●

* Complete Assembly
≤ Heaviest weight listed – varies by color.

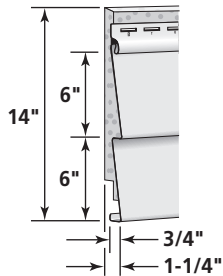
CedarBoards™ XL

Extended Length Insulated Siding

Vinyl Siding Products

DOUBLE 6" – 16' 8"

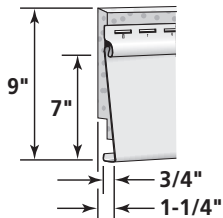
CLAPBOARD



Product Code: 58145
 Finish: Rough Cedar
 Length: 16' 8"
 Thickness: .044"
 Exposure: 12"
 Projection: 1-1/4"*
 Panels/Ctn.: 6
 Squares./Ctn.: 1
 Cartons/Pallet: 12
 lbs./Ctn.: ≤ 54

SINGLE 7" – 16' 8"

CLAPBOARD



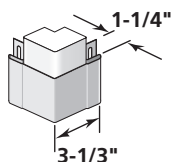
Product Code: 58144
 Finish: Rough Cedar
 Length: 16' 8"
 Thickness: .044"
 Exposure: 7"
 Projection: 1-1/4"*
 Panels/Ctn.: 10
 Squares./Ctn.: 1
 Cartons/Pallet: 12
 lbs./Ctn.: ≤ 57

Product Code		58145 Double 6" XL Clapboard (Rough Cedar)	58144 Single 7" XL Clapboard (Rough Cedar)	
COLOR	Colonial White (01)	●	●	
	Desert Tan (07)	●	●	
	Heritage Cream (11)	●	●	
	Light Maple (55)	●	●	
	Sandstone Beige (15)	●	●	
	Savannah Wicker (59)	●	●	
DARK	Sterling Gray (33)	●	●	
	Cypress (42)	●	●	
	Granite Gray (34)	●	●	
	Natural Clay (60)	●	●	
DELUXE	Oxford Blue (32)	●	●	
	Autumn Red (23)	●	●	
	Charcoal Gray (46)	●	●	
	Flagstone (97)	●	●	
	Pacific Blue (27)	●	●	
	Sable Brown (29)	●	●	
	Spruce (16)	●	●	

* Complete Assembly
 ≤ Heaviest weight listed – varies by color.

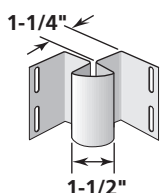
CedarBoards™ Accessories

1-1/4" CORNERPOST – 10' WOODGRAIN With Foam Insert



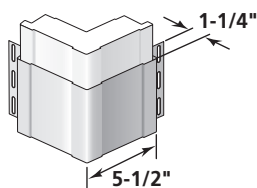
Product Code: 51412
Finish: Woodgrain
Length: 10'
Face: 3-1/3"
Pieces/Ctn.: 10
Lin. Ft./Ctn.: 100
Cartons/Pallet: 12
lbs./Ctn.: ≤42

1-1/4" INSIDE CORNERPOST



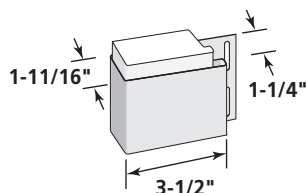
Product Code: 51446
Finish: Matte
Length: 10'
Channel: 1-1/4"
Pieces/Ctn.: 10
Lin. Ft./Ctn.: 100
Cartons/Pallet: 15
lbs./Ctn.: ≤31

1-1/4" TRADITIONAL SUPERCORNER™ With Foam Insert



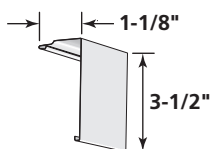
Product Code: 51447
Finish: Matte
Length: 20'
Pieces/Ctn.: 6
Lin. Ft./Ctn.: 120
Cartons/Pallet: 8
lbs./Ctn.: ≤80

3-1/2" LINEAL With Foam Insert



Product Code: 54707
Finish: Matte
Length: 20'
Pieces/Ctn.: 10
Lin. Ft./Ctn.: 200
Cartons/Pallet: 23
lbs./Ctn.: ≤63

FINISH BOARD



Product Code: 55815
Finish: Rough Cedar
Length: 12' 6"
Pieces/Ctn.: 10
Lin. Ft./Ctn.: 125
Cartons/Pallet: 49
lbs./Ctn.: ≤19

Vinyl Siding Products

Product Code	51412 1-1/4" Cornerpost -10' Woodgrain w/Foam Insert	51446 1-1/4" Inside Cornerpost	51447 1-1/4" Traditional SuperCorner w/Foam Insert	54707 3-1/2" Lineal w/Foam Insert	55815 Finish Board
Colonial White (01)	●	●	●	●	●
Autumn Red (23)	●	●			
Autumn Yellow (10)	●	●			
Buckskin (41)	●	●			●
Charcoal Gray (46)	●	●			
Cypress (42)	●	●	●	●	●
Desert Tan (07)	●	●	●	●	●
Flagstone (97)	●	●			
Forest (47)	●	●			
Granite Gray (34)	●	●	●	●	●
Hearthstone (19)	●	●			
Heritage Cream (11)	●	●	●	●	●
Herringbone (04)	●	●			
Ivy Green (28)	●	●			
Light Maple (55)	●	●	●	●	●
Mountain Cedar (17)	●	●			
Natural Clay (60)	●	●	●	●	●
Oxford Blue (32)	●	●			●
Pacific Blue (27)	●	●			
Sable Brown (29)	●	●			
Sandstone Beige (15)	●	●	●	●	●
Savannah Wicker (59)	●	●	●	●	●
Seagrass (30)	●	●			
Spruce (16)	●	●			
Sterling Gray (33)	●	●	●	●	●
Terra Cotta (18)	●	●			
Frontier Blend (51)	●	★			★
Timber Blend (52)	●	★			★

★ Solid Color

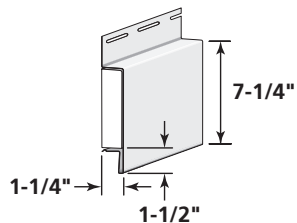
For use with Cornice Receiver

≤ Heaviest weight listed – varies by color.

CedarBoards™ Accessories (continued)

Vinyl Siding Products

BAND BOARD With Foam Insert



Dimensions shown as installed with Cornice Receiver

Product Code: 55814

Finish: Rough Cedar

Length: 16' 8"

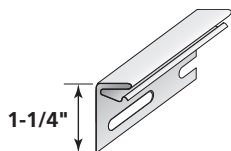
Pieces/Ctn.: 5

Lin. Ft./Ctn.: 82' 5"

Cartons/Pallet: 16

lbs./Ctn.: ≤33

CORNICE RECIEVER



For use with Cornice Molding, Finish Board and Band Board

Product Code: 55812

Finish: Matte

Length: 12' 6"

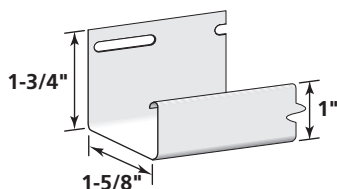
Pieces/Ctn.: 24

Lin. Ft./Ctn.: 300

Cartons/Pallet: 35

lbs./Ctn.: ≤28

1-1/4" POCKET J-CHANNEL



Product Code: 50301

Finish: Matte

Length: 12' 6"

Channel: 1-1/4"

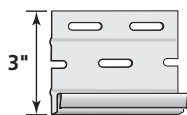
Pieces/Ctn.: 48

Lin. Ft./Ctn.: 600

Cartons/Pallet: 20

lbs./Ctn.: ≤79

STARTER STRIP FOR CEDARBOARDS INSULATED SIDING



Product Code: 53609

Finish: Matte

Length: 12' 6"

Width: 3"

Pieces/Ctn.: 24

Lin. Ft./Ctn.: 300

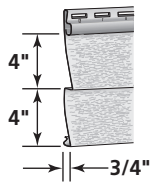
Cartons/Pallet: 35

lbs./Ctn.: ≤44

Product Code	55814 Band Board w/Foam Insert	55812 Cornice Receiver	50301 1-1/4" Pocket J-Channel	53609 Starter Strip For Insulated Siding	
No Color		●		●	
Colonial White (01)	●		●		
Autumn Red (23)			●		
Autumn Yellow (10)			●		
Buckskin (41)			●		
Charcoal Gray (46)			●		
Cypress (42)			●		
Desert Tan (07)	●		●		
Flagstone (97)			●		
Forest (47)			●		
Granite Gray (34)			●		
Hearthstone (19)			●		
Heritage Cream (11)	●		●		
Herringbone (04)			●		
Ivy Green (28)			●		
Light Maple (55)	●		●		
Mountain Cedar (17)			●		
Natural Clay (60)	●		●		
Oxford Blue (32)			●		
Pacific Blue (27)			●		
Sable Brown (29)			●		
Sandstone Beige (15)			●		
Savannah Wicker (59)	●		●		
Seagrass (30)			●		
Spruce (16)			●		
Sterling Gray (33)	●		●		
Terra Cotta (18)			●		
Frontier Blend (51)			★		
Timber Blend (52)			★		

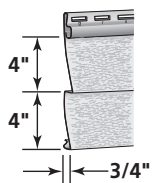
★ Solid Color

NEW
COLORS
DOUBLE 4" CLAPBOARD SOLID COLORS



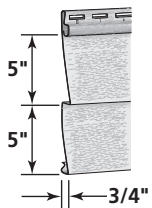
Product Code: 33110
Finish: Rough Cedar
Length: 12' 6"
Thickness: .046"
Exposure: 8"
Projection: 3/4"
Panels/Ctn.: 24
Squares./Ctn.: 2
Cartons/Pallet: 12/16*
lbs./Ctn.: ≤ 110

DOUBLE 4" CLAPBOARD BLEND COLORS



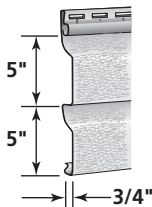
Product Code: 33101
Finish: Rough Cedar
Length: 12' 6"
Thickness: .046"
Exposure: 8"
Projection: 3/4"
Panels/Ctn.: 24
Squares./Ctn.: 2
Cartons/Pallet: 12/16**
lbs./Ctn.: ≤ 110

NEW
COLORS
DOUBLE 5" CLAPBOARD SOLID COLORS



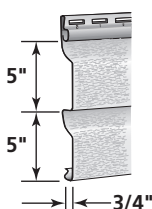
Product Code: 33122
Finish: Rough Cedar
Length: 12'
Thickness: .046"
Exposure: 10"
Projection: 3/4"
Panels/Ctn.: 20
Squares./Ctn.: 2
Cartons/Pallet: 8/14***
lbs./Ctn.: ≤ 102

NEW
COLORS
DOUBLE 5" DUTCHLAP SOLID COLORS



Product Code: 33125
Finish: Rough Cedar
Length: 12'
Thickness: .046"
Exposure: 10"
Projection: 3/4"
Panels/Ctn.: 20
Squares./Ctn.: 2
Cartons/Pallet: 10
lbs./Ctn.: ≤ 105

DOUBLE 5" DUTCHLAP BLEND COLORS



Product Code: 33103
Finish: Rough Cedar
Length: 12'
Thickness: .046"
Exposure: 10"
Projection: 3/4"
Panels/Ctn.: 20
Squares./Ctn.: 2
Cartons/Pallet: 10
lbs./Ctn.: ≤ 105

Product Code	33110 Double 4" Clapboard Solid Colors (Rough Cedar)	33101 Double 4" Clapboard Blend Colors (Rough Cedar)	33122 Double 5" Clapboard Solid Colors (Rough Cedar)	33125 Double 5" Dutchlap Solid Colors (Rough Cedar)	33103 Double 5" Dutchlap Blend Colors (Rough Cedar)
Colonial White (01)	●		●	●	
Autumn Yellow (10)	●				
Bermuda Blue (26)	●				
Desert Tan (07)	●		●	●	
Green Tea (35)	●				
Heritage Cream (11)	●		●	●	
Herringbone (04)	●		●	●	
Light Maple (55)	●		●	●	
Linen (24)	●		●	●	
Sandpiper (13)	●		●	●	
Sandstone Beige (15)	●		●	●	
Savannah Wicker (59)	●		●	●	
Seagrass (30)	●		●	●	
Silver Ash (38)	●		●	●	
Snow (31)	●		●	●	
Sterling Gray (33)	●		●	●	
Buckskin (41)	●		●	●	
Castle Stone (37)	●		●	●	
Cypress (42)	●		●	●	
Granite Gray (34)	●		●	●	
Natural Clay (60)	●		●	●	
Oxford Blue (32)	●		●	●	
Suede (14)	●		●	●	
Autumn Red (23)	●		●	●	
Canyon Blend (69)		●			●
Charcoal Gray (46)	●		●	●	
Espresso (43)	●		●	●	
Flagstone (97)	●		●	●	
Forest (47)	●		●	●	
Glacier Blend (67)		●			●
Hearthstone (19)	●		●	●	
Ivy Green (28)	●				
Meadow Blend (68)		●			●
Midnight Blue (45)	●		●	●	
Mountain Cedar (17)	●				
Pacific Blue (27)	●		●	●	
Sable Brown (29)	●		●	●	
Slate (44)	●		●	●	
Spruce (16)	●		●	●	
Terra Cotta (18)	●				
Arbor Blend (57)		●			●
Arctic Blend (50)		●			●
Frontier Blend (51)		●			●
Timber Blend (52)		●			●
Weathered Blend (53)		●			●

* All colors 16 Cartons/Pallet except Autumn Red, Charcoal Gray, Espresso, Flagstone, Forest, Hearthstone, Ivy Green, Midnight Blue, Mountain Cedar, Pacific Blue, Sable Brown, Slate, Spruce, Suede and Terra Cotta which are 12 Cartons/Pallet.

** Canyon Blend, Glacier Blend and Meadow Blend are 16 Cartons/Pallet. Arbor Blend, Arctic Blend, Frontier Blend, Timber Blend and Weathered Blend are 12 Cartons/Pallet.

*** All colors 14 Cartons/Pallet except Autumn Red, Charcoal Gray, Espresso, Flagstone, Forest, Hearthstone, Midnight Blue, Pacific Blue, Sable Brown, Slate, Spruce and Suede which are 8 Cartons/Pallet.

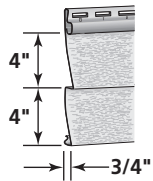
Monogram® XL

Extended Length Siding

Vinyl Siding Products

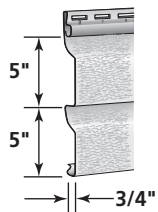


DOUBLE 4" CLAPBOARD-16' 8"



Product Code: 33114
 Finish: Rough Cedar
 Length: 16' 8"
 Thickness: .046"
 Exposure: 8"
 Projection: 3/4"
 Panels/Ctn.: 18
 Squares./Ctn.: 2
 Cartons/Pallet: 16
 lbs./Ctn.: ≤ 112

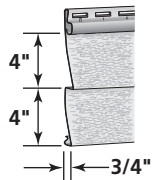
DOUBLE 5" DUTCHLAP-16'



Product Code: 33126
 Finish: Rough Cedar
 Length: 16'
 Thickness: .046"
 Exposure: 10"
 Projection: 3/4"
 Panels/Ctn.: 15
 Squares./Ctn.: 2
 Cartons/Pallet: 14
 lbs./Ctn.: ≤ 107



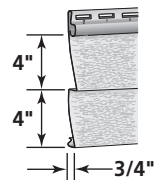
DOUBLE 4" CLAPBOARD-20'



Product Code: 33139
 Finish: Rough Cedar
 Length: 20'
 Thickness: .046"
 Exposure: 8"
 Projection: 3/4"
 Panels/Ctn.: 15
 Squares./Ctn.: 2
 Cartons/Pallet: 16
 lbs./Ctn.: ≤ 114



DOUBLE 4" CLAPBOARD-25'



Product Code: 33145
 Finish: Rough Cedar
 Length: 25'
 Thickness: .046"
 Exposure: 8"
 Projection: 3/4"
 Panels/Ctn.: 12
 Squares./Ctn.: 2
 Cartons/Pallet: 16
 lbs./Ctn.: ≤ 116

Product Code	33114 Double 4" Clapboard - 16' 8" (Rough Cedar)	33126 Double 5" Dutchlap - 16' (Rough Cedar)	33139 Double 4" Clapboard - 20' (Rough Cedar)	33145 Double 4" Clapboard - 25' (Rough Cedar)	
Colonial White (01)	●	●	●	●	
Desert Tan (07)	●	●	●	●	
Heritage Cream (11)	●	●	●	●	
Light Maple (55)	●	●	●	●	
Sandstone Beige (15)	●	●	●	●	
Savannah Wicker (59)	●	●	●	●	
Silver Ash (38)	●	●	●	●	
Sterling Gray (33)	●	●	●	●	
Castle Stone (37)	●		●	●	
Cypress (42)	●	●	●	●	
Granite Gray (34)	●	●	●	●	
Natural Clay (60)	●	●	●	●	
Oxford Blue (32)	●	●	●	●	
Charcoal Gray (46)	●		●	●	
Espresso (43)	●		●	●	
Midnight Blue (45)	●		●	●	
Pacific Blue (27)	●		●	●	
Sable Brown (29)	●		●	●	
Slate (44)	●		●	●	
Spruce (16)	●		●	●	

Monogram XL 25' lengths are in stock and can be ordered with standard lead times. Minimum order requirement for 25' lengths:

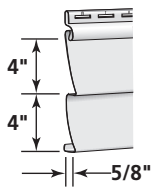
Stocking Distributor

- One pallet minimum in full pallet quantities
- Each pallet must be the same profile – can mix colors on same pallet
- Orders above one pallet must be ordered in **even full pallet quantities** (2, 4, 6 or 8 pallets)

Non-Stocking Distributor

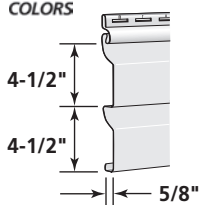
- Two pallet minimum in full pallet quantities with no surcharge
- Each pallet must be the same profile – can mix colors on same pallet
- Orders above one pallet must be ordered in **even full pallet quantities** (2, 4, 6 or 8 pallets)

NEW DOUBLE 4" CLAPBOARD



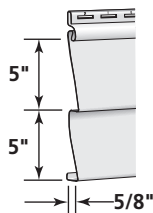
Product Code: 36110
 Finish: Select Cedar
 Length: 12' 6"
 Thickness: .044"
 Exposure: 8"
 Projection: 5/8"
 Panels/Ctn.: 24
 Squares/Ctn.: 2
 Cartons/Pallet: 16
 lbs./Ctn.: ≤ 106

NEW DOUBLE 4-1/2" DUTCHLAP



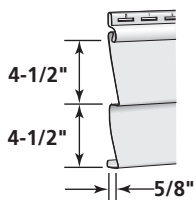
Product Code: 36119
 Finish: Select Cedar
 Length: 12' 1"
 Thickness: .044"
 Exposure: 9"
 Projection: 5/8"
 Panels/Ctn.: 22
 Squares/Ctn.: 2
 Cartons/Pallet: 16
 lbs./Ctn.: ≤ 102

DOUBLE 5" CLAPBOARD



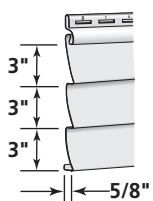
Product Code: 36122
 Finish: Select Cedar
 Length: 12'
 Thickness: .044"
 Exposure: 10"
 Projection: 5/8"
 Panels/Ctn.: 20
 Squares/Ctn.: 2
 Cartons/Pallet: 17
 lbs./Ctn.: ≤ 99

DOUBLE 4-1/2" CLAPBOARD



Product Code: 36118
 Finish: Smooth
 Length: 12' 1"
 Thickness: .044"
 Exposure: 9"
 Projection: 5/8"
 Panels/Ctn.: 22
 Squares/Ctn.: 2
 Cartons/Pallet: 14
 lbs./Ctn.: ≤ 106

TRIPLE 3" CLAPBOARD



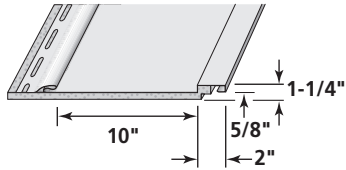
Product Code: 36132
 Finish: Smooth
 Length: 12' 1"
 Thickness: .044"
 Exposure: 9"
 Projection: 5/8"
 Panels/Ctn.: 22
 Squares/Ctn.: 2
 Cartons/Pallet: 14
 lbs./Ctn.: ≤ 111

Product Code	36110 Double 4" Clapboard (Select Cedar)	36119 Double 4-1/2" Dutchlap (Select Cedar)	36122 Double 5" Clapboard (Select Cedar)	36118 Double 4-1/2" Clapboard (Smooth)	36132 Triple 3" Clapboard (Smooth)
Colonial White (01)	●	●	●	●	●
Autumn Yellow (10)	●	●	●		
Desert Tan (07)	●	●	●	●	●
Heritage Cream (11)	●	●	●	●	●
Herringbone (04)	●	●	●	●	●
Light Maple (55)	●	●	●	●	●
Savannah Wicker (59)	●	●	●	●	●
Seagrass (30)	●	●	●		
Sterling Gray (33)	●	●	●	●	●
Buckskin (41)	●	●			
Castle Stone (37)	●	●			
Cypress (42)	●	●	●	●	●
Granite Gray (34)	●	●	●	●	●
Natural Clay (60)	●	●	●	●	●
Oxford Blue (32)	●	●	●	●	●
Suede (14)	●	●			
Autumn Red (23)	●	●			
Charcoal Gray (46)	●	●			
Espresso (43)	●	●			
Flagstone (97)	●				
Forest (47)	●	●			
Hearthstone (19)	●				
Midnight Blue (45)	●	●			
Mountain Cedar (17)	●				
Pacific Blue (27)	●				
Sable Brown (29)	●				
Slate (44)	●	●			
Spruce (16)	●				
Terra Cotta (18)	●				

Board & Batten

Vinyl Siding Products

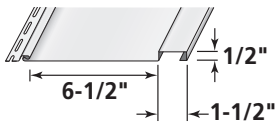
SINGLE 12" VERTICAL BOARD & BATTEN – 10' INSULATED



Product Code: 58153

Finish: Rough Cedar
Length: 10'
Thickness: .052"
Exposure: 12"
Projection: 1-1/4"
Panels/Ctn.: 10
Squares./Ctn.: 1
Cartons/Pallet: 9
lbs./Ctn.: ≤59

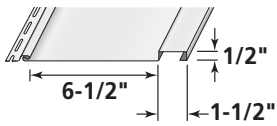
SINGLE 8" VERTICAL BOARD & BATTEN – 12' 6"



Product Code: 34137

Finish: Rough Cedar
Length: 12' 6"
Thickness: .048"
Exposure: 8"
Projection: 1/2"
Panels/Ctn.: 12
Squares./Ctn.: 1
Cartons/Pallet: 28
lbs./Ctn.: ≤57

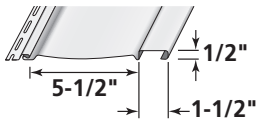
SINGLE 8" VERTICAL BOARD & BATTEN – 10'



Product Code: 34138

Finish: Rough Cedar
Length: 10'
Thickness: .048"
Exposure: 8"
Projection: 1/2"
Panels/Ctn.: 15
Squares./Ctn.: 1
Cartons/Pallet: 24
lbs./Ctn.: ≤55

NEW SINGLE 7" VERTICAL BOARD & BATTEN – 10' COLORS

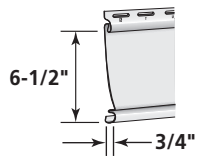


Product Code: 34136

Finish: Rough Cedar
Length: 10'
Thickness: .052"
Exposure: 7"
Projection: 1/2"
Panels/Ctn.: 34
Squares./Ctn.: 2
Cartons/Pallet: 12
lbs./Ctn.: ≤112

Product Code	58153 Single 12" Vertical Board & Batten - 10' (Rough Cedar) Insulated	34137 Single 8" Vertical Board & Batten - 12' 6" (Rough Cedar)	34138 Single 8" Vertical Board & Batten - 10' (Rough Cedar)	34136 Single 7" Vertical Board & Batten - 10' (Rough Cedar)	
Colonial White (01)	●	●	●	●	
Desert Tan (07)	●	●	●		
Heritage Cream (11)	●	●	●		
Herringbone (04)		●	●	●	
Light Maple (55)	●	●	●	●	
Sandstone Beige (15)	●	●	●		
Savannah Wicker (59)	●	●	●	●	
Sterling Gray (33)	●	●	●	●	
Castle Stone (37)				●	
Cypress (42)	●	●	●	●	
Granite Gray (34)	●	●	●	●	
Natural Clay (60)	●	●	●	●	
Oxford Blue (32)	●				
Autumn Red (23)	●			●	
Charcoal Gray (46)				●	
Espresso (43)				●	
Flagstone (97)				●	
Forest (47)				●	
Hearthstone (19)				●	
Midnight Blue (45)				●	
Mountain Cedar (17)				●	
Pacific Blue (27)				●	
Sable Brown (29)				●	
Slate (44)				●	
Spruce (16)				●	
Terra Cotta (18)				●	

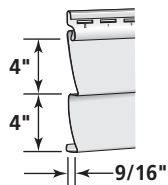
SINGLE 6-1/2" BEADED



Product Code: 38102
 Finish: Brushed
 Length: 12' 4"
 Thickness: .044"
 Exposure: 6-1/2"
 Projection: 3/4"
 Panels/Ctn.: 30
 Squares/Ctn.: 2
 Cartons/Pallet: 12
 lbs./Ctn.: ≤ 111

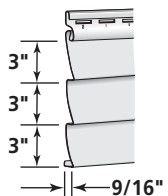
Product Code		38102 Single 6-1/2" Beaded (Brushed)	
Colonial White (01)		●	
COLOR	Desert Tan (07)	●	
	Heritage Cream (11)	●	
	Herringbone (04)	●	
	Light Maple (55)	●	
	Sandstone Beige (15)	●	
	Savannah Wicker (59)	●	
	Seagrass (30)	●	
	Silver Ash (38)	●	
	Snow (31)	●	
	Sterling Gray (33)	●	
DARK	Cypress (42)	●	
	Granite Gray (34)	●	
	Natural Clay (60)	●	
	Oxford Blue (32)	●	
	Suede (14)	●	

DOUBLE 4" CLAPBOARD



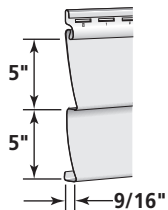
Product Code: 39110
 Finish: Woodgrain
 Length: 12' 6"
 Thickness: .042"
 Exposure: 8"
 Projection: 9/16"
 Panels/Ctn.: 24
 Squares./Ctn.: 2
 Cartons/Pallet: 16
 lbs./Ctn.: ≤99

TRIPLE 3" CLAPBOARD



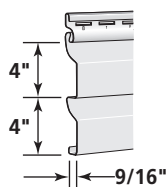
Product Code: 39131
 Finish: Brushed
 Length: 12' 1"
 Thickness: .042"
 Exposure: 9"
 Projection: 9/16"
 Panels/Ctn.: 22
 Squares./Ctn.: 2
 Cartons/Pallet: 14
 lbs./Ctn.: ≤100

DOUBLE 5" CLAPBOARD



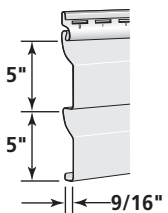
Product Code: 39122
 Finish: Woodgrain
 Length: 12'
 Thickness: .042"
 Exposure: 10"
 Projection: 9/16"
 Panels/Ctn.: 20
 Squares./Ctn.: 2
 Cartons/Pallet: 17
 lbs./Ctn.: ≤93

DOUBLE 4" DUTCHLAP



Product Code: 39113
 Finish: Woodgrain
 Length: 12' 6"
 Thickness: .042"
 Exposure: 8"
 Projection: 9/16"
 Panels/Ctn.: 24
 Squares./Ctn.: 2
 Cartons/Pallet: 16
 lbs./Ctn.: ≤101

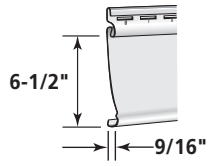
DOUBLE 5" DUTCHLAP



Product Code: 39125
 Finish: Woodgrain
 Length: 12'
 Thickness: .042"
 Exposure: 10"
 Projection: 9/16"
 Panels/Ctn.: 20
 Squares./Ctn.: 2
 Cartons/Pallet: 14
 lbs./Ctn.: ≤93

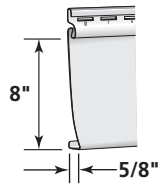
Product Code	39110 Double 4" Clapboard (Woodgrain)	39131 Triple 3" Clapboard (Brushed)	39122 Double 5" Clapboard (Woodgrain)	39113 Double 4" Dutchlap (Woodgrain)	39125 Double 5" Dutchlap (Woodgrain)
Colonial White (01)	●	●	●	●	●
Autumn Yellow (10)	●		●	●	●
Desert Tan (07)	●	●	●	●	●
Heritage Cream (11)	●	●	●	●	●
Light Maple (55)	●	●	●	●	●
Sandpiper (13)	●		●	●	●
Sandstone Beige (15)	●	●	●	●	●
Savannah Wicker (59)	●	●	●	●	●
Seagrass (30)	●		●	●	●
Silver Ash (38)	●	●	●	●	●
Snow (31)	●	●	●	●	●
Sterling Gray (33)	●	●	●	●	●
Buckskin (41)	●		●	●	●
Cypress (42)	●		●	●	●
Granite Gray (34)	●		●	●	●
Natural Clay (60)	●	●	●	●	●
Oxford Blue (32)	●	●	●	●	●
Suede (14)	●		●	●	●
Autumn Red (23)	●		●	●	●
Charcoal Gray (46)	●		●	●	●
Flagstone (97)	●		●	●	●
Forest (47)	●		●	●	●
Hearthstone (19)	●		●	●	●
Spruce (16)	●		●	●	●

SINGLE 6-1/2" BEADED



Product Code: 39102
 Finish: Brushed
 Length: 12' 4"
 Thickness: .042"
 Exposure: 6-1/2"
 Projection: 9/16"
 Panels/Ctn.: 30
 Squares./Ctn.: 2
 Cartons/Pallet: 15
 lbs./Ctn.: ≤ 71

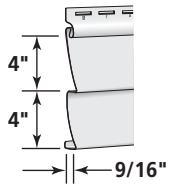
SINGLE 8" CLAPBOARD



Product Code: 39104
 Finish: Woodgrain
 Length: 12' 6"
 Thickness: .042"
 Exposure: 8"
 Projection: 5/8"
 Panels/Ctn.: 24
 Squares./Ctn.: 2
 Cartons/Pallet: 16
 lbs./Ctn.: ≤ 96

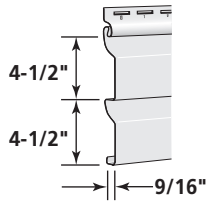
Product Code		39102 Single 6-1/2" Beaded (Brushed)	39104 Single 8" Clapboard (Woodgrain)	
Colonial White (01)		●	●	
COLOR	Desert Tan (07)	●		
	Heritage Cream (11)	●		
	Light Maple (55)	●		
	Sandstone Beige (15)	●		
	Savannah Wicker (59)	●		
	Silver Ash (38)	●		
DARK	Snow (31)	●		
	Sterling Gray (33)	●		
	Cypress (42)	●		
	Granite Gray (34)	●		
	Natural Clay (60)	●		
	Oxford Blue (32)	●		

DOUBLE 4" CLAPBOARD



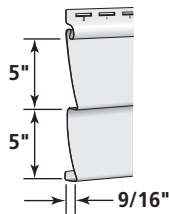
Product Code: 40110
 Finish: Woodgrain
 Length: 12' 6"
 Thickness: .042"
 Exposure: 8"
 Projection: 9/16"
 Panels/Ctn.: 24
 Squares./Ctn.: 2
 Cartons/Pallet: 16
 lbs./Ctn.: ≤100

DOUBLE 4-1/2" DUTCHLAP



Product Code: 40119
 Finish: Woodgrain
 Length: 12' 1"
 Thickness: .042"
 Exposure: 9"
 Projection: 9/16"
 Panels/Ctn.: 22
 Squares./Ctn.: 2
 Cartons/Pallet: 16
 lbs./Ctn.: ≤97

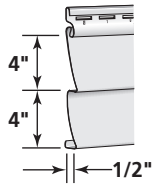
DOUBLE 5" CLAPBOARD



Product Code: 40122
 Finish: Woodgrain
 Length: 12'
 Thickness: .042"
 Exposure: 10"
 Projection: 9/16"
 Panels/Ctn.: 20
 Squares./Ctn.: 2
 Cartons/Pallet: 20
 lbs./Ctn.: ≤93

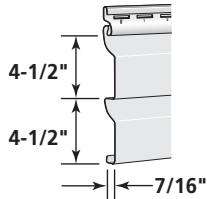
Product Code	40110 Double 4" Clapboard (Woodgrain)	40119 Double 4-1/2" Dutchlap (Woodgrain)	40122 Double 5" Clapboard (Woodgrain)	
Colonial White (01)	●	●	●	
Autumn Yellow (10)	●	●	●	
Desert Tan (07)	●	●	●	
Heritage Cream (11)	●	●	●	
Herringbone (04)	●	●	●	
Light Maple (55)	●	●	●	
Savannah Wicker (59)	●	●	●	
Seagrass (30)	●	●	●	
Snow (31)	●	●	●	
Sterling Gray (33)	●	●	●	
Warm Sand (09)	●	●	●	
Buckskin (41)	●	●	●	
Cypress (42)	●	●	●	
Granite Gray (34)	●	●	●	
Natural Clay (60)	●	●	●	
Oxford Blue (32)	●	●	●	
Autumn Red (23)	●	●	●	
Charcoal Gray (46)	●	●	●	
Flagstone (97)	●	●	●	
Forest (47)	●	●	●	
Hearthstone (19)	●	●	●	
Spruce (16)	●	●	●	

DOUBLE 4" CLAPBOARD



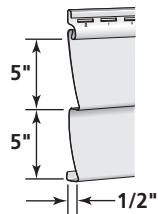
Product Code: 43110
 Finish: Woodgrain
 Length: 12' 6"
 Thickness: .040"
 Exposure: 8"
 Projection: 1/2"
 Panels/Ctn.: 24
 Squares/Ctn.: 2
 Cartons/Pallet: 16
 lbs./Ctn.: ≤88

DOUBLE 4-1/2" DUTCHLAP



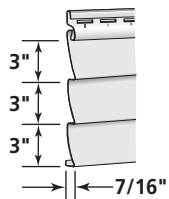
Product Code: 43119
 Finish: Woodgrain
 Length: 12' 1"
 Thickness: .040"
 Exposure: 9"†
 Projection: 7/16"
 Panels/Ctn.: 22
 Squares/Ctn.: 2
 Cartons/Pallet: 16
 lbs./Ctn.: ≤86

DOUBLE 5" CLAPBOARD



Product Code: 43122
 Finish: Woodgrain
 Length: 12'
 Thickness: .040"
 Exposure: 10"
 Projection: 1/2"
 Panels/Ctn.: 20
 Squares/Ctn.: 2
 Cartons/Pallet: 17
 lbs./Ctn.: ≤84

TRIPLE 3" CLAPBOARD



Product Code: 43130
 Finish: Woodgrain
 Length: 12' 1"
 Thickness: .040"
 Exposure: 9"
 Projection: 7/16"
 Panels/Ctn.: 22
 Squares/Ctn.: 2
 Cartons/Pallet: 19
 lbs./Ctn.: ≤88

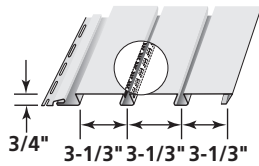
Product Code	43110 Double 4" Clapboard (Woodgrain)	43119 Double 4-1/2" Dutchlap (Woodgrain)	43122 Double 5" Clapboard (Woodgrain)	43130 Triple 3" Clapboard (Woodgrain)	
Colonial White (01)	●	●	●	●	
Desert Tan (07)	●	●	●	●	
Heritage Cream (11)	●	●	●	●	
Herringbone (04)	●	●	●	●	
Light Maple (55)	●	●	●		
Sandstone Beige (15)	●	●	●		
Savannah Wicker (59)	●	●	●	●	
Seagrass (30)	●	●	●		
Snow (31)	●	●	●		
Sterling Gray (33)	●	●	●	●	
Warm Sand (09)	●	●	●		
Buckskin (41)	●	●	●		
Castle Stone (37)	●	●	●		
Cypress (42)	●	●	●		
Natural Clay (60)	●	●	●	●	
Oxford Blue (32)	●	●	●	●	

† Dimensions shown are nominal.

≤ Heaviest weight listed – varies by color.

Triple 3-1/3" Soffit

TRIPLE 3-1/3" INVISIVENT® (Soffit Use Only)

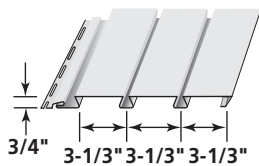


Ventilation (NFA/Sq. Ft.: 10")

Product Code: 46228

Finish: Matte
Length: 12'
Thickness: .044"
Exposure: 10"
Projection: 3/4"
Panels/Ctn.: 10
Squares/Ctn.: 1
Cartons/Pallet: 20
lbs./Ctn.: ≤62

TRIPLE 3-1/3" SOLID VERTICAL SIDING & SOFFIT



Product Code: 46229

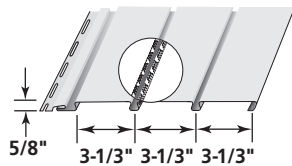
Finish: Matte
Length: 12'
Thickness: .044"
Exposure: 10"
Projection: 3/4"
Panels/Ctn.: 10
Squares/Ctn.: 1
Cartons/Pallet: 20
lbs./Ctn.: ≤65

Vinyl Carpentry® Soffit & Vertical Siding

Product Code	46228 Triple 3-1/3" InvisiVent® Soffit (Soffit Use Only) (Matte)	46229 Triple 3-1/3" Solid Soffit & Vertical Siding (Matte)	46230 Perimeter Hidden Vent Soffit (Soffit Use Only) (Matte)	46231 Perimeter Solid Soffit & Vertical Siding (Matte)	
Colonial White (01)	●	●	●	●	
Desert Tan (07)	●	●	●	●	
Heritage Cream (11)	●	●	●	●	
Herringbone (04)	●	●	●	●	
Light Maple (55)	●	●	●	●	
Sandstone Beige (15)	●	●	●	●	
Savannah Wicker (59)	●	●	●	●	
Seagrass (30)	●	●	●	●	
Snow (31)	●	●	●	●	
Sterling Gray (33)	●	●	●	●	
Charcoal Gray (46)			●	●	
Cypress (42)	●	●	●	●	
Granite Gray (34)	●	●	●	●	
Natural Clay (60)	●	●	●	●	

Perimeter™ Triple 3-1/3" Soffit

PERIMETER TRIPLE 3-1/3" HIDDEN VENT SOFFIT (Soffit Use Only)

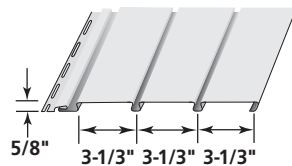


Ventilation (NFA/Sq. Ft.: 9.65")

Product Code: 46230

Finish: Matte
Length: 12'
Thickness: .040"
Exposure: 10"
Projection: 5/8"
Panels/Ctn.: 20
Squares/Ctn.: 2
Cartons/Pallet: 14
lbs./Ctn.: ≤102

PERIMETER TRIPLE 3-1/3" SOLID VERTICAL SIDING & SOFFIT



Product Code: 46231

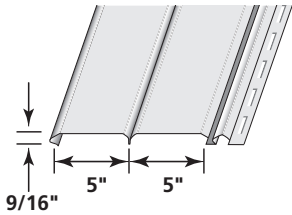
Finish: Matte
Length: 12'
Thickness: .040"
Exposure: 10"
Projection: 5/8"
Panels/Ctn.: 20
Squares/Ctn.: 2
Cartons/Pallet: 14
lbs./Ctn.: ≤98

Note: All vented soffits are soffit use only.
≤ Heaviest weight listed – varies by color.

Chamfer Board™

Vertical Siding & Porch Panel

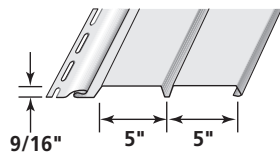
DOUBLE 5" SOLID VERTICAL SIDING & PORCH PANEL



Product Code: 32100
 Finish: Brushed
 Length: 12'
 Thickness: .044"
 Exposure: 10"
 Projection: 9/16"
 Panels/Ctn.: 20
 Squares/Ctn.: 2
 Cartons/Pallet: 14
 lbs./Ctn.: ≤ 77

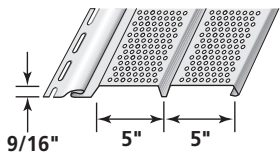
Ironmax™ Soffit

DOUBLE 5" SOLID SOFFIT & VERTICAL SIDING



Product Code: 47201
 Finish: Woodgrain
 Length: 12'
 Thickness: .046"
 Exposure: 10"
 Projection: 9/16"
 Panels/Ctn.: 20
 Squares/Ctn.: 2
 Cartons/Pallet: 14
 lbs./Ctn.: ≤ 104

DOUBLE 5" FULLY VENTED SOFFIT (Soffit Use Only)



Ventilation (NFA/Sq. Ft.: 6.4")

Product Code: 47205
 Finish: Woodgrain
 Length: 12'
 Thickness: .046"
 Exposure: 10"
 Projection: 9/16"
 Panels/Ctn.: 20
 Squares/Ctn.: 2
 Cartons/Pallet: 14
 lbs./Ctn.: ≤ 101

Vinyl Carpentry® Soffit & Vertical Siding

	Product Code	32100 Double 5" Solid Vertical Siding & Porch Panel (Brushed)	47201 Double 5" Solid Soffit & Vertical Siding (Woodgrain)	47205 Double 5" Fully Vented Soffit (Soffit Use Only) (Woodgrain)	
	Colonial White (01)	●	●	●	
	Desert Tan (07)		●	●	
	Heritage Cream (11)	●	●	●	
	Herringbone (04)		●	●	
	Light Maple (55)	●	●	●	
	Sandstone Beige (15)		●	●	
	Savannah Wicker (59)	●	●	●	
	Snow (31)		●	●	
	Sterling Gray (33)	●	●	●	
	Buckskin (41)		●	●	
	Cypress (42)	●			
	Granite Gray (34)	●	●	●	
	Natural Clay (60)	●	●	●	
	Sable Brown (29)		+	●	
	Canyon Blend (69)		●	●	
	Glacier Blend (67)		●	●	
	Meadow Blend (68)		●	●	
	Arbor Blend (57)		●	●	
	Arctic Blend (50)		●	●	
	Frontier Blend (51)		●	●	
	Timber Blend (52)		●	●	
	Weathered Blend (53)		●	●	

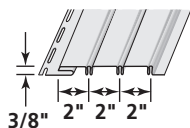
+ Soffit Use Only

Note: All vented soffits are soffit use only.

≤ Heaviest weight listed – varies by color.

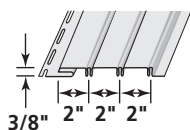
Beaded Soffit

TRIPLE 2" SOLID SOFFIT & VERTICAL SIDING



Product Code: 46209
 Finish: Smooth
 Length: 12' 6"
 Thickness: .039"
 Exposure: 6"
 Projection: 3/8"
 Panels/Ctn.: 16
 Squares./Ctn.: 1
 Cartons/Pallet: 20
 lbs./Ctn.: ≤65

TRIPLE 2" VENTED SOFFIT (Soffit Use Only)



Product Code: 46211
 Finish: Smooth
 Length: 12' 6"
 Thickness: .039"
 Exposure: 6"
 Projection: 3/8"
 Panels/Ctn.: 16
 Squares./Ctn.: 1
 Cartons/Pallet: 20
 lbs./Ctn.: ≤64

Invisibly-Vented (NFA/Sq. Ft.: 1.6")

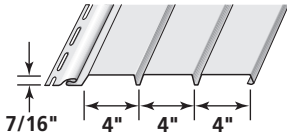
Vinyl Carpentry® Soffit & Vertical Siding

Product Code		46209 Triple 2" Solid Soffit & Vertical Siding (Smooth)	46211 Triple 2" Vented Soffit (Soffit Use Only) (Smooth)	
Colonial White (01)		●	●	
COLOR	Desert Tan (07)	●	●	
	Heritage Cream (11)	●	●	
	Sandstone Beige (15)	●	●	
	Savannah Wicker (59)	●	●	
	Snow (31)	●	●	
DRK	Sterling Gray (33)	●	●	
	Natural Clay (60)	●	●	

Universal Soffit

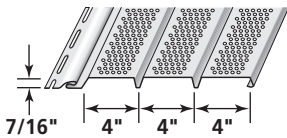
Vinyl Carpentry® Soffit & Vertical Siding

NEW TRIPLE 4" SOLID SOFFIT & VERTICAL SIDING



Product Code: 48216
 Finish: Matte
 Length: 12'
 Thickness: .040"
 Exposure: 12"†
 Projection: 7/16"
 Panels/Ctn.: 16
 Square Ft./Ctn.: 192
 Cartons/Pallet: 18
 lbs./Ctn.: ≤82

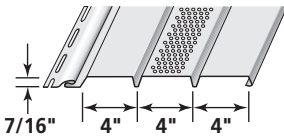
NEW TRIPLE 4" FULLY VENTED SOFFIT (Soffit Use Only)



Product Code: 48224
 Finish: Matte
 Length: 12'
 Thickness: .040"
 Exposure: 12"†
 Projection: 7/16"
 Panels/Ctn.: 16
 Square Ft./Ctn.: 192
 Cartons/Pallet: 18
 lbs./Ctn.: ≤80

Ventilation (NFA/Sq. Ft.: 5.9")

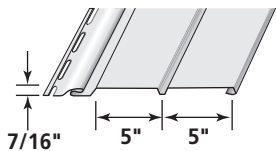
TRIPLE 4" CENTER VENTED SOFFIT (Soffit Use Only)



Product Code: 48220
 Finish: Matte
 Length: 12'
 Thickness: .040"
 Exposure: 12"†
 Projection: 7/16"
 Panels/Ctn.: 16
 Square Ft./Ctn.: 192
 Cartons/Pallet: 18
 lbs./Ctn.: ≤81

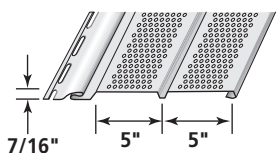
Ventilation (NFA/Sq. Ft.: 2")

NEW DOUBLE 5" SOLID SOFFIT (Soffit Use Only)



Product Code: 48222
 Finish: Woodgrain
 Length: 12'
 Thickness: .040"
 Exposure: 10"
 Projection: 7/16"
 Panels/Ctn.: 20
 Squares/Ctn.: 2
 Cartons/Pallet: 17
 lbs./Ctn.: ≤94

NEW DOUBLE 5" FULLY VENTED SOFFIT (Soffit Use Only)



Product Code: 48223
 Finish: Woodgrain
 Length: 12'
 Thickness: .040"
 Exposure: 10"
 Projection: 7/16"
 Panels/Ctn.: 20
 Squares/Ctn.: 2
 Cartons/Pallet: 17
 lbs./Ctn.: ≤90

Ventilation (NFA/Sq. Ft.: 6.4")

Product Code	48216 Triple 4" Solid Soffit & Vertical Siding (Matte)	48224 Triple 4" Fully Vented Soffit (Soffit Use Only) (Matte)	48220 Triple 4" Center Vented Soffit (Soffit Use Only) (Matte)	48222 Double 5" Solid Soffit (Soffit Use Only) (Woodgrain)	48223 Double 5" Fully Vented Soffit (Soffit Use Only) (Woodgrain)
Colonial White (01)	●	●	●	●	●
Autumn Yellow (10)	●	●			
Bermuda Blue (26)	●	●			
Desert Tan (07)	●	●		●	●
Heritage Cream (11)	●	●		●	●
Herringbone (04)	●	●		●	●
Light Maple (55)	●	●		●	●
Linen (24)	●	●			
Sandpiper (13)	●	●			
Sandstone Beige (15)	●	●		●	●
Savannah Wicker (59)	●	●		●	●
Seagrass (30)	●	●		●	●
Silver Ash (38)	●	●			
Snow (31)	●	●	●		
Sterling Gray (33)	●	●		●	●
Warm Sand (09)	●	●			
Autumn Red (23)	●	●			
Buckskin (41)	●	●			
Castle Stone (37)	●	●			
Charcoal Gray (46)	●	●			
Cypress (42)	●	●		●	●
Espresso (43)	●	●			
Flagstone (97)	●	●			
Forest (47)	●	●			
Granite Gray (34)	●	●		●	●
Hearthstone (19)	●	●			
Ivy Green (28)	●	●			
Midnight Blue (45)	●	●			
Mountain Cedar (17)	●	●			
Natural Clay (60)	●	●		●	●
Oxford Blue (32)	●	●			
Pacific Blue (27)	●	●			
Sable Brown (29)	●	●			
Slate (44)	●	●			
Spruce (16)	●	●			
Suede (14)	●	●			
Terra Cotta (18)	●	●			
PRM Musket Brown (49)	+	+		+	+

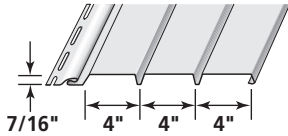
+ Soffit Use Only

† Dimensions shown are nominal.

Note: All vented soffits are soffit use only.

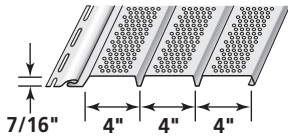
Value Soffit

TRIPLE 4" SOLID SOFFIT (Soffit Use Only)



Product Code: 49216
 Finish: Matte
 Length: 12'
 Thickness: .036"
 Exposure: 12"†
 Projection: 7/16"
 Panels/Ctn.: 16
 Square Ft./Ctn.: 192
 Cartons/Pallet: 18
 lbs./Ctn.: ≤74

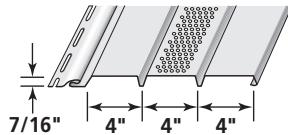
TRIPLE 4" FULLY VENTED SOFFIT (Soffit Use Only)



Product Code: 49224
 Finish: Matte
 Length: 12'
 Thickness: .036"
 Exposure: 12"†
 Projection: 7/16"
 Panels/Ctn.: 16
 Square Ft./Ctn.: 192
 Cartons/Pallet: 18
 lbs./Ctn.: ≤72

Ventilation (NFA/Sq. Ft.: 5.9")

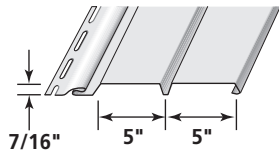
TRIPLE 4" CENTER VENTED SOFFIT (Soffit Use Only)



Product Code: 49220
 Finish: Matte
 Length: 12'
 Thickness: .036"
 Exposure: 12"†
 Projection: 7/16"
 Panels/Ctn.: 16
 Square Ft./Ctn.: 192
 Cartons/Pallet: 18
 lbs./Ctn.: ≤73

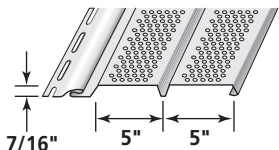
Ventilation (NFA/Sq. Ft.: 2")

DOUBLE 5" SOLID SOFFIT (Soffit Use Only)



Product Code: 49204
 Finish: Matte
 Length: 12'
 Thickness: .036"
 Exposure: 10"
 Projection: 7/16"
 Panels/Ctn.: 20
 Squares./Ctn.: 2
 Cartons/Pallet: 17
 lbs./Ctn.: ≤86

DOUBLE 5" FULLY VENTED SOFFIT (Soffit Use Only)



Product Code: 49208
 Finish: Matte
 Length: 12'
 Thickness: .036"
 Exposure: 10"
 Projection: 7/16"
 Panels/Ctn.: 20
 Squares./Ctn.: 2
 Cartons/Pallet: 17
 lbs./Ctn.: ≤83

Ventilation (NFA/Sq. Ft.: 6.4")

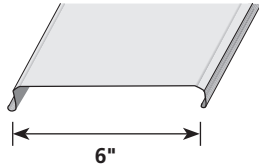
† Dimensions shown are nominal.
 ≤ Heaviest weight listed – varies by color.

Vinyl Carpentry® Soffit & Vertical Siding

Product Code	49216 Triple 4" Solid Soffit (Matte)	49224 Triple 4" Fully Vented Soffit (Matte)	49220 Triple 4" Center Vented Soffit (Matte)	49204 Double 5" Solid Soffit (Matte)	49208 Double 5" Fully Vented Soffit (Matte)
Colonial White (01)	●	●	●	●	●
Desert Tan (07)	●	●		●	●
Heritage Cream (11)	●	●			
Herringbone (04)	●	●			
Light Maple (55)	●	●			
Savannah Wicker (59)	●	●		●	●
Snow (31)	●	●	●		
Sterling Gray (33)	●	●		●	●
Natural Clay (60)	●	●		●	●

For more information call 800-233-8990
www.certainteed.com

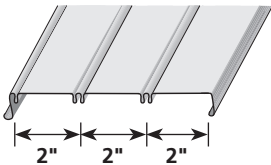
UNDERSHIELD CHAMFER PANEL



Product Code: 41102
 Finish: Matte
 Length: 16'
 Face: 6"
 Pieces/Ctn.: 16
 Lin. Ft. /Ctn.: 256
 Cartons/Pallet: 16
 lbs./Ctn.: ≤69

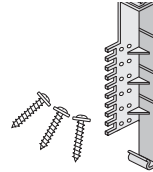
Product Code	41102 Chamfer Panel	41313 Triple 2" Beaded	56906 Fascia	57990 Grid Bar	57991 Clip Kit	57993 Grid Screw Kit
No Color				●	●	●
COLOR						
Colonial White (01)	●	●	●			
Savannah Wicker (59)	●	●	●			
Sterling Gray (33)	●	●	●			

UNDERSHIELD TRIPLE 2" BEADED



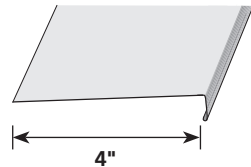
Product Code: 41313
 Finish: Matte
 Length: 16'
 Face: 6"
 Pieces/Ctn.: 16
 Lin. Ft. /Ctn.: 256
 Cartons/Pallet: 16
 lbs./Ctn.: ≤79

UNDERSHIELD CLIP KIT (Kit Includes 50 Clips with 100 #8 x 3/4" Stainless Steel Screws)




Product Code: 57991
 Pieces/Ctn.: 6
 lbs./Ctn.: ≤23

UNDERSHIELD FASCIA



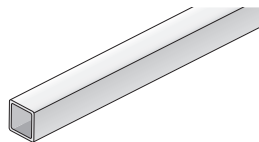
Product Code: 56906
 Finish: Matte
 Length: 16'
 Face: 4"
 Pieces/Ctn.: 16
 Lin. Ft. /Ctn.: 256
 Cartons/Pallet: 48
 lbs./Ctn.: ≤82

UNDERSHIELD GRID SCREW KIT (Kit Includes 100 #8 x 2-1/2" Stainless Steel Screws)



Product Code: 57993
 Pieces/Ctn.: 20
 lbs./Ctn.: ≤23

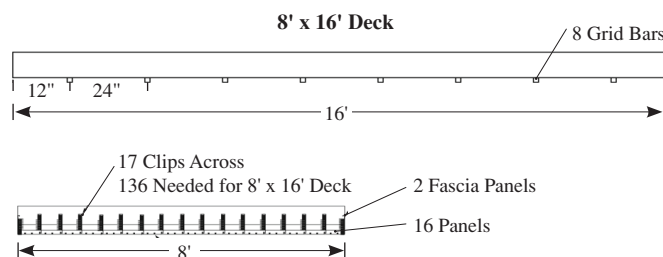
UNDERSHIELD GRID BAR



Product Code: 57990
 Length: 97-1/2"
 Face: 1-1/2"
 Pieces/Ctn.: 18
 Lin. Ft. /Ctn.: 146
 Cartons/Pallet: 24
 lbs./Ctn.: ≤64

Parts Needed for 8' x 16' Deck

Grid Bars: 8
 Clips: 136
 Panels: 16
 Fascia: 2
 2-1/2" Screws: 56



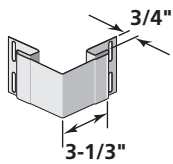
Corner Systems

Standard Face Dimension

Vinyl Carpentry® Accessories

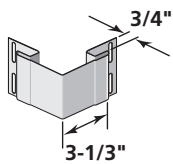
NEW 3/4" CORNERPOST
-10' WOODGRAIN

COLORS



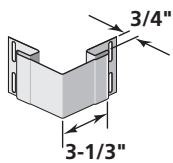
Product Code: 51401
Finish: Woodgrain
Length: 10'
Face: 3-1/3"
Pieces/Ctn.: 10
Lin. Ft. /Ctn.: 100
Cartons/Pallet: 15
lbs./Ctn.: ≤39

3/4" CORNERPOST
-10' MATTE



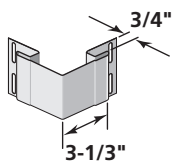
Product Code: 51404
Finish: Matte
Length: 10'
Face: 3-1/3"
Pieces/Ctn.: 10
Lin. Ft. /Ctn.: 100
Cartons/Pallet: 15
lbs./Ctn.: ≤41

3/4" CORNERPOST
-12' WOODGRAIN



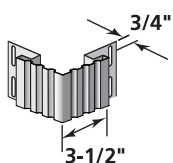
Product Code: 51402
Finish: Woodgrain
Length: 12'
Face: 3-1/3"
Pieces/Ctn.: 10
Lin. Ft. /Ctn.: 120
Cartons/Pallet: 15
lbs./Ctn.: ≤46

3/4" CORNERPOST
-20' WOODGRAIN



Product Code: 51458
Finish: Woodgrain
Length: 20'
Face: 3-1/3"
Pieces/Ctn.: 6
Lin. Ft. /Ctn.: 120
Cartons/Pallet: 24
lbs./Ctn.: ≤50

3/4" FLUTED CORNERPOST
(3-1/2" Face)



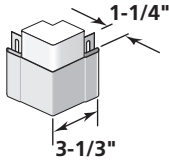
Product Code: 51423
Finish: Matte
Length: 10'
Face: 3-1/2"
Pieces/Ctn.: 10
Lin. Ft. /Ctn.: 100
Cartons/Pallet: 12
lbs./Ctn.: ≤48

Product Code	51401 3/4" Cornerpost - 10' (Woodgrain)	51404 3/4" Cornerpost - 10' (Matte)	51402 3/4" Cornerpost - 12' (Woodgrain)	51458 3/4" Cornerpost - 20' (Woodgrain)	51423 3/4" Fluted Corner (3-1/2" Face) (Matte)
Colonial White (01)	•	•	•	•	•
Autumn Red (23)	•				
Autumn Yellow (10)	•				
Bermuda Blue (26)	•				
Buckskin (41)	•			•	
Canyon Blend (69)	•				
Castle Stone (37)	•				
Charcoal Gray (46)	•				
Cypress (42)	•	•		•	
Desert Tan (07)	•	•	•	•	
Espresso (43)	•				
Flagstone (97)	•				
Forest (47)	•				
Glacier Blend (67)	•				
Granite Gray (34)	•	•	•	•	
Green Tea (35)	•				
Hearthstone (19)	•				
Heritage Cream (11)	•	•	•	•	
Herringbone (04)	•	•	•		
Ivy Green (28)	•				
Light Maple (55)	•	•	•	•	
Linen (24)	•				
Meadow Blend (68)	•				
Midnight Blue (45)	•				
Mountain Cedar (17)	•				
Natural Clay (60)	•	•	•	•	
Oxford Blue (32)	•	•	•		
Pacific Blue (27)	•				
Sable Brown (29)	•				
Sandpiper (13)	•				
Sandstone Beige (15)	•	•	•	•	
Savannah Wicker (59)	•	•	•	•	
Seagrass (30)	•	•		•	
Silver Ash (38)	•	•	•		
Slate (44)	•				
Snow (31)	•	•	•	•	
Spruce (16)	•				
Sterling Gray (33)	•	•	•	•	
Suede (14)	•				
Terra Cotta (18)	•				
Warm Sand (09)	•	•	•		
Arbor Blend (57)	•				
Arctic Blend (50)	•				
Frontier Blend (51)	•				
Timber Blend (52)	•				
Weathered Blend (53)	•				

Corner Systems

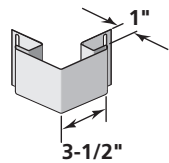
Standard Face Dimension

1-1/4" CORNERPOST -10' WOODGRAIN With Foam Insert



Product Code: 51412
Finish: Woodgrain
Length: 10'
Face: 3-1/3"
Pieces/Ctn.: 10
Lin. Ft. /Ctn.: 100
Cartons/Pallet: 12
lbs./Ctn.: ≤42

1" CORNERPOST -10' WOODGRAIN

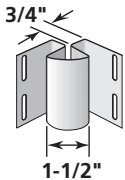


Product Code: 51409
Finish: Woodgrain
Length: 10'
Face: 3-1/2"
Pieces/Ctn.: 10
Lin. Ft. /Ctn.: 100
Cartons/Pallet: 12
lbs./Ctn.: ≤50

Corner Systems

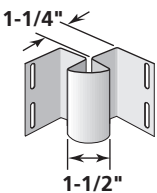
Inside

NEW 3/4" INSIDE CORNERPOST COLORS



Product Code: 51436
Finish: Matte
Length: 10'
Face: 3/4"
Pieces/Ctn.: 10
Lin. Ft. /Ctn.: 100
Cartons/Pallet: 24
lbs./Ctn.: ≤29

1-1/4" INSIDE CORNERPOST



Product Code: 51446
Finish: Matte
Length: 10'
Face: 1-1/4"
Pieces/Ctn.: 10
Lin. Ft. /Ctn.: 100
Cartons/Pallet: 15
lbs./Ctn.: ≤31

Vinyl Carpentry® Accessories

Product Code	51412 1-1/4" Cornerpost - 10' (Woodgrain)	51409 1" Cornerpost - 10' (Woodgrain)	51436 3/4" Inside Cornerpost (Matte)	51446 1-1/4" Inside Cornerpost (Matte)
Colonial White (01)	●	●	●	●
Autumn Red (23)	●	●	●	●
Autumn Yellow (10)	●	●	●	●
Bermuda Blue (26)			●	
Buckskin (41)	●	●	●	●
Canyon Blend (69)			★	
Castle Stone (37)			●	
Charcoal Gray (46)	●	●	●	●
Cypress (42)	●	●	●	●
Desert Tan (07)	●	●	●	●
Espresso (43)			●	
Flagstone (97)	●	●	●	●
Forest (47)	●	●	●	●
Glacier Blend (67)			★	
Granite Gray (34)	●	●	●	●
Green Tea (35)			●	
Hearthstone (19)	●	●	●	●
Heritage Cream (11)	●	●	●	●
Herringbone (04)	●	●	●	●
Ivy Green (28)	●	●	●	●
Light Maple (55)	●	●	●	●
Linen (24)			●	
Meadow Blend (68)			★	
Midnight Blue (45)			●	
Mountain Cedar (17)	●	●	●	●
Natural Clay (60)	●	●	●	●
Oxford Blue (32)	●		●	●
Pacific Blue (27)	●	●	●	●
Sable Brown (29)	●	●	●	●
Sandpiper (13)		●	●	
Sandstone Beige (15)	●	●	●	●
Savannah Wicker (59)	●	●	●	●
Seagrass (30)	●	●	●	●
Silver Ash (38)			●	
Slate (44)			●	
Snow (31)		●	●	
Spruce (16)	●	●	●	●
Sterling Gray (33)	●	●	●	●
Suede (14)		●	●	
Terra Cotta (18)	●	●	●	●
Warm Sand (09)			●	
Arbor Blend (57)			★	
Arctic Blend (50)			★	
Frontier Blend (51)	●		★	★
Timber Blend (52)	●		★	★
Weathered Blend (53)			★	

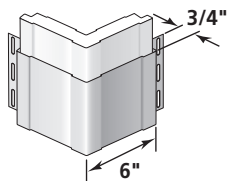
★ Solid Color

Corner Systems

Wide Faced Dimension

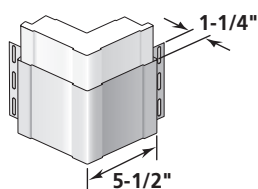
Vinyl Carpentry® Accessories

TRADITIONAL SUPERCORNER™ With Foam Insert



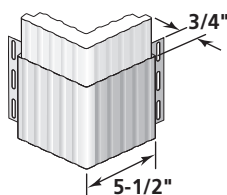
Product Code: 51420
Finish: Matte
Length: 20'
Pieces/Ctn.: 6
Lin. Ft. /Ctn.: 120
Cartons/Pallet: 9
lbs./Ctn.: ≤77

1-1/4" TRADITIONAL SUPERCORNER™ With Foam Insert



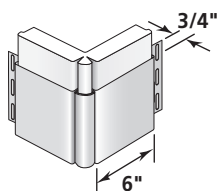
Product Code: 51447
Finish: Matte
Length: 20'
Pieces/Ctn.: 6
Lin. Ft. /Ctn.: 120
Cartons/Pallet: 8
lbs./Ctn.: ≤80

FLUTED SUPERCORNER™ With Foam Insert



Product Code: 51424
Finish: Matte
Length: 20'
Pieces/Ctn.: 6
Lin. Ft. /Ctn.: 120
Cartons/Pallet: 10
lbs./Ctn.: ≤81

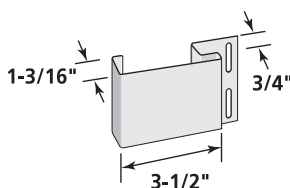
BEADED SUPERCORNER™ With Foam Insert



Product Code: 51416
Finish: Matte
Length: 20'
Pieces/Ctn.: 6
Lin. Ft. /Ctn.: 120
Cartons/Pallet: 8
lbs./Ctn.: ≤95

Product Code	51420 Traditional Supercorner With Foam Insert	51447 1-1/4" Traditional Supercorner With Foam Insert	51424 Fluted Supercorner With Foam Insert	51416 Beaded Supercorner With Foam Insert	54706 3-1/2" Lineal	54712 5" Lineal
Colonial White (01)	●	●	●	●	●	●
Cypress (42)	●	●			●	
Desert Tan (07)	●	●			●	●
Granite Gray (34)	●	●			●	
Heritage Cream (11)	●	●			●	
Herringbone (04)					●	●
Ivy Green (28)					●	
Light Maple (55)	●	●			●	
Natural Clay (60)	●	●			●	●
Pacific Blue (27)					●	
Sandstone Beige (15)	●	●			●	●
Savannah Wicker (59)	●	●			●	●
Seagrass (30)					●	
Snow (31)	●		●		●	●
Sterling Gray (33)	●	●			●	

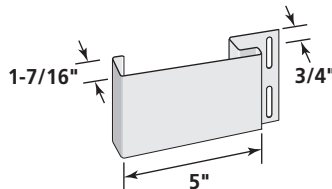
3-1/2" LINEAL



Product Code: 54706
Finish: Matte
Length: 20'
Pieces/Ctn.: 10
Lin. Ft. /Ctn.: 200
Cartons/Pallet: 30
lbs./Ctn.: ≤51

For use with a 4-piece corner system with starter (53607) and optional quarter-round insert (51438)

5" LINEAL



Product Code: 54712
Finish: Matte
Length: 20'
Pieces/Ctn.: 10
Lin. Ft. /Ctn.: 200
Cartons/Pallet: 15
lbs./Ctn.: ≤64

For use with a 4-piece corner system with starter (53607) and optional quarter-round insert (51438)

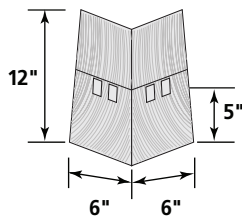
Corner Systems

Cedar Impressions

Vinyl Carpentry® Polymer Accessories

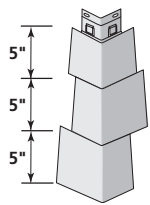


INDIVIDUAL 5" SAWMILL CORNER



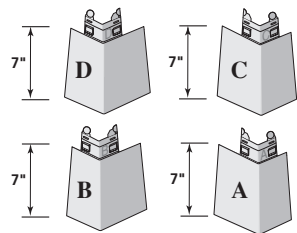
Product Code: 51405
 Finish: Sawmill
 Exposure: 5"
 Pieces/Ctn.: 24
 Lin. Ft./Ctn.: 10'
 Cartons/Pallet: 45
 lbs./Ctn.: ≤ 12

T5" STRAIGHT EDGE SAWMILL OFFSET MITERED CORNERPOST



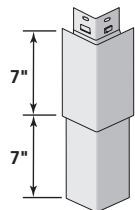
Product Code: 51406
 Finish: Sawmill
 Pieces/Ctn.: 32
 Lin. Ft./Ctn.: 40'
 Cartons/Pallet: 12
 lbs./Ctn.: ≤ 17

S7" PERFECTION OFFSET MITERED CORNERPOSTS



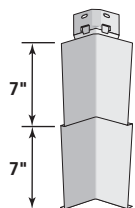
Product Code: 51459
 Finish: Cedar Grain
 Length: 4 Pieces – 7" each
 Pieces/Ctn.: 40
 Lin. Ft./Ctn.: 23' 4"
 Cartons/Pallet: 24
 lbs./Ctn.: ≤ 15

D7" STRAIGHT EDGE PERFECTION MITERED CORNERPOST



Product Code: 51448
 Finish: Cedar Grain
 Length: 14"
 Pieces/Ctn.: 20
 Lin. Ft./Ctn.: 23' 3"
 Cartons/Pallet: 32
 lbs./Ctn.: ≤ 14

D7" STRAIGHT EDGE PERFECTION MITERED INSIDE CORNERPOST



Product Code: 51453
 Finish: Cedar Grain
 Length: 14"
 Pieces/Ctn.: 20
 Lin. Ft./Ctn.: 23' 3"
 Cartons/Pallet: 32
 lbs./Ctn.: ≤ 10

Product Code	51405 Individual 5" Sawmill Corner	51406 T5" Straight Edge Sawmill Offset Mitered Cornerpost	51459 S7" Perfection Offset Mitered Cornerposts	51448 D7" Straight Edge Perfection Mitered Cornerpost	51453 D7" Straight Edge Perfection Mitered Inside Cornerpost
Colonial White (01)		●		●	●
Autumn Red (23)		●		●	●
Autumn Yellow (10)		●		●	●
Bermuda Blue (26)				●	●
Buckskin (41)		●		●	●
Charcoal Gray (46)		●		●	●
Cypress (42)		●		●	●
Desert Tan (07)		●		●	●
Flagstone (97)		●		●	●
Forest (47)		●		●	●
Granite Gray (34)		●		●	●
Green Tea (35)				●	●
Hearthstone (19)		●		●	●
Heritage Cream (11)		●		●	●
Herringbone (04)		●		●	●
Ivy Green (28)		●		●	●
Light Maple (55)		●		●	●
Mountain Cedar (17)		●		●	●
Natural Clay (60)		●		●	●
Pacific Blue (27)		●		●	●
Sable Brown (29)		●		●	●
Sandpiper (13)		●		●	●
Sandstone Beige (15)		●		●	●
Savannah Wicker (59)		●		●	●
Seagrass (30)		●		●	●
Snow (31)		●		●	●
Spruce (16)		●		●	●
Sterling Gray (33)		●		●	●
Suede (14)		●		●	●
Terra Cotta (18)		●		●	●
► Cedar Blend (79)			●		
► Driftwood Blend (80)			●		
► Natural Blend (78)			●		
► Rustic Blend (82)			●		
Cedar Blend – Light (70)	●				
Cedar Blend – Med. (71)	●				
Cedar Blend – Dark (72)	●				
Driftwood Blend – L. (94)	●				
Driftwood Blend – M. (95)	●				
Driftwood Blend – D. (96)	●				
Natural Blend – Light (86)	●				
Natural Blend – Med. (87)	●				
Natural Blend – Dark (88)	●				
Rustic Blend – Light (73)	●				
Rustic Blend – Med. (74)	●				
Rustic Blend – Dark (75)	●				

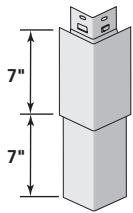
► CONSISTENT VARIEGATED COLOR THROUGHOUT THE CORNERS.
 RECOMMENDED TRIM COLOR TO COORDINATE WITH COLOR BLENDS
 NATURAL BLEND = BUCKSKIN; CEDAR BLEND = MOUNTAIN CEDAR;
 DRIFTWOOD BLEND = GRANITE GRAY; RUSTIC BLEND = SABLE BROWN

≤ Heaviest weight listed – varies by color.

Corner Systems

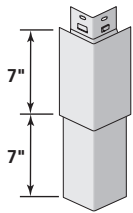
Cedar Impressions

D7" STAGGERED PERFECTION MITERED CORNERPOST



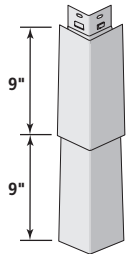
Product Code: 51451
 Finish: Cedar Grain
 Length: 14"
 Pieces/Ctn.: 20
 Lin. Ft./Ctn.: 23' 3"
 Cartons/Pallet: 32
 lbs./Ctn.: ≤14

D7" STRAIGHT EDGE ROUGH-SPLIT MITERED CORNERPOST



Product Code: 51450
 Finish: Cedar Shake
 Length: 14"
 Pieces/Ctn.: 20
 Lin. Ft./Ctn.: 23' 4"
 Cartons/Pallet: 24
 lbs./Ctn.: ≤17

D9" STAGGERED ROUGH-SPLIT MITERED CORNERPOST



Product Code: 51432
 Finish: Cedar Shake
 Length: 18-1/2"
 Pieces/Ctn.: 20
 Lin. Ft./Ctn.: 31
 Cartons/Pallet: 18
 lbs./Ctn.: ≤21

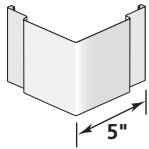
Vinyl Carpentry® Polymer Accessories

	Product Code	51451 D7" Staggered Perfection Mitered Cornerpost	51450 D7" Straight Edge Rough-Split Mitered Cornerpost	51432 D9" Staggered Rough-Split Mitered Cornerpost	
	Colonial White (01)	●	●	●	
	Autumn Red (23)	●	●	●	
	Autumn Yellow (10)	●	●	●	
	Buckskin (41)	●	●	●	
	Charcoal Gray (46)	●	●	●	
	Cypress (42)	●	●	●	
	Desert Tan (07)	●	●	●	
	Flagstone (97)	●	●	●	
	Forest (47)	●	●	●	
	Granite Gray (34)	●	●	●	
	Hearthstone (19)	●	●	●	
	Heritage Cream (11)	●	●	●	
	Herringbone (04)	●	●	●	
	Ivy Green (28)	●	●	●	
	Light Maple (55)	●	●	●	
	Mountain Cedar (17)	●	●	●	
	Natural Clay (60)	●	●	●	
	Pacific Blue (27)	●	●	●	
	Sable Brown (29)	●	●	●	
	Sandpiper (13)	●	●	●	
	Sandstone Beige (15)	●	●	●	
	Savannah Wicker (59)	●	●	●	
	Seagrass (30)	●	●	●	
	Snow (31)	●	●	●	
	Spruce (16)	●	●	●	
	Sterling Gray (33)	●	●	●	
	Suede (14)	●	●	●	
	Terra Cotta (18)	●	●	●	

Corner Systems Specialty

Vinyl Carpentry® Accessories

5" CORNER CAP



Product Code: 51440

Finish: Matte
Length: 10'
Pieces/Ctn.: 5
Lin. Ft. /Ctn.: 50
Cartons/Pallet: 20
lbs./Ctn.: ≤24

* For use with J-Channel



Product Code: 51445

Finish: Matte
Length: 10'
Face: 1-3/4"
Pieces/Ctn.: 10
Lin. Ft. /Ctn.: 100
Cartons/Pallet: 21
lbs./Ctn.: ≤32

QUARTER ROUND INSERT

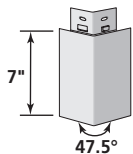


Product Code: 51438

Finish: Matte
Length: 20'
Pieces/Ctn.: 10
Lin. Ft. /Ctn.: 200
Cartons/Pallet: 48
lbs./Ctn.: ≤30

For use with 4-Piece Corner System
(Refer to 3.5" & 5" lineals as well as starter)

S7" MITERED BAY WINDOW OUTSIDE CORNERPOST

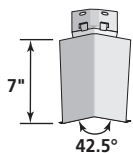


Product Code: 51454

Finish: Cedar Grain
Length: 7"
Pieces/Ctn.: 20
Lin. Ft. /Ctn.: 11' 8"
Cartons/Pallet: 75
lbs./Ctn.: ≤6

Works only with Cedar Impressions D7" Straight Edge Prefection Shingles

S7" MITERED BAY WINDOW INSIDE CORNERPOST



Product Code: 51455

Finish: Cedar Grain
Length: 7"
Pieces/Ctn.: 20
Lin. Ft. /Ctn.: 11' 8"
Cartons/Pallet: 75
lbs./Ctn.: ≤5

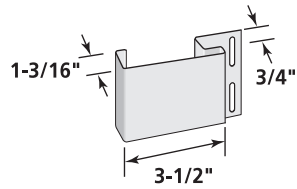
Works only with Cedar Impressions D7" Straight Edge Prefection Shingles

Product Code	51440 5" Corner Cap	51445 Bay Window Cornerpost	51438 Quarter Round Insert	51454 S7" Mitered Bay Window Outside Cornerpost	51455 S7" Mitered Bay Window Inside Cornerpost
Colonial White (01)	●	●	●	●	●
Autumn Red (23)		●		●	●
Autumn Yellow (10)		●		●	●
Bermuda Blue (26)		●		●	●
Buckskin (41)		●		●	●
Castle Stone (37)		●			
Charcoal Gray (46)		●		●	●
Cypress (42)		●		●	●
Desert Tan (07)	●	●		●	●
Espresso (43)		●			
Flagstone (97)		●		●	●
Forest (47)		●		●	●
Granite Gray (34)		●		●	●
Green Tea (35)		●		●	●
Hearthstone (19)		●		●	●
Heritage Cream (11)	●	●		●	●
Herringbone (04)		●		●	●
Ivy Green (28)		●		●	●
Light Maple (55)	●	●		●	●
Linen (24)		●			
Midnight Blue (45)		●			
Mountain Cedar (17)		●		●	●
Natural Clay (60)	●	●	●	●	●
Oxford Blue (32)		●			
Pacific Blue (27)		●		●	●
Sable Brown (29)		●		●	●
Sandpiper (13)		●		●	●
Sandstone Beige (15)	●	●		●	●
Savannah Wicker (59)	●	●		●	●
Seagrass (30)		●		●	●
Silver Ash (38)		●			
Slate (44)		●			
Snow (31)		●	●	●	●
Spruce (16)		●		●	●
Sterling Gray (33)	●	●		●	●
Suede (14)		●		●	●
Terra Cotta (18)		●		●	●

Window & Door Trim

Vinyl Carpentry® Accessories

3-1/2" LINEAL

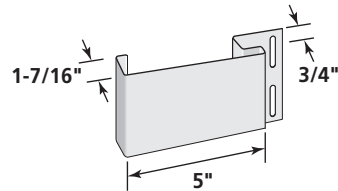


Product Code: 54706

Finish: Matte
Length: 20'
Pieces/Ctn.: 10
Lin. Ft. /Ctn.: 200
Cartons/Pallet: 30
lbs./Ctn.: ≤51

Use with new construction (53605) or remodeling (53606) window & door starter strips

5" LINEAL

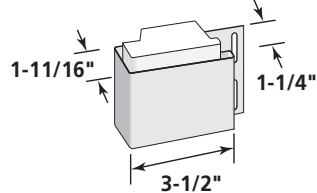


Product Code: 54712

Finish: Matte
Length: 20'
Pieces/Ctn.: 10
Lin. Ft. /Ctn.: 200
Cartons/Pallet: 15
lbs./Ctn.: ≤64

Use with new construction (53605) or remodeling (53606) window & door starter strips

3-1/2" LINEAL With Foam Insert

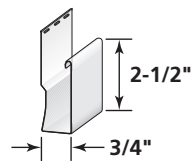


Product Code: 54707

Finish: Matte
Length: 20'
Pieces/Ctn.: 10
Lin. Ft. /Ctn.: 200
Cartons/Pallet: 23
lbs./Ctn.: ≤63

Use with new construction (53605) or remodeling (53606) window & door starter strips

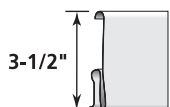
2-1/2" WINDOW & DOOR CASING



Product Code: 55813

Finish: Matte
Length: 12' 6"
Pieces/Ctn.: 20
Lin. Ft. /Ctn.: 250
Cartons/Pallet: 24
lbs./Ctn.: ≤52

3-1/2" SNAP-ON LINEAL



Product Code: 54709

Finish: Matte
Length: 12' 6"
Pieces/Ctn.: 24
Lin. Ft. /Ctn.: 300
Cartons/Pallet: 42
lbs./Ctn.: ≤55

For use with J-Channel

Product Code	54706 3-1/2" Lineal	54712 5" Lineal	54707 3-1/2" Lineal With Foam Insert	55813 2-1/2" Window & Door Casing	54709 3-1/2" Snap-On Lineal
Colonial White (01)	●	●	●	●	●
Cypress (42)	●		●		
Desert Tan (07)	●	●	●		
Granite Gray (34)	●		●		
Heritage Cream (11)	●		●		
Herringbone (04)	●	●			
Ivy Green (28)	●				
Light Maple (55)	●		●		
Natural Clay (60)	●	●	●		
Pacific Blue (27)	●				
Sandstone Beige (15)	●	●	●		
Savannah Wicker (59)	●	●	●		
Seagrass (30)	●				
Snow (31)	●	●		●	●
Sterling Gray (33)	●		●		

Window & Door Trim

Vinyl Carpentry® Accessories

CROWN MOLDING

Product Code: 55804

Finish: Matte

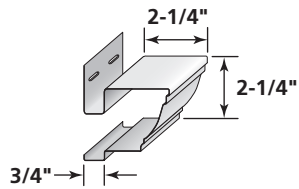
Length: 10'

Pieces/Ctn.: 10

Lin. Ft. /Ctn.: 100

Cartons/Pallet: 12

lbs./Ctn.: ≤35



CROWN MOLDING CAP

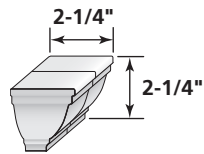
Product Code: 55805

Finish: Matte

Pairs/Ctn.: 10

Cartons/Pallet: 60

lbs./Ctn.: ≤2



Each whole unit represents a pair and can be cut in half to create left and right end caps.

3-1/2" CORNER BLOCK

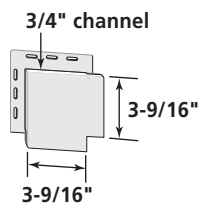
Product Code: 55802

Finish: Matte

Pairs/Ctn.: 20

Cartons/Pallet: 60

lbs./Ctn.: ≤4



For use with 3-1/2" lineals installed around windows and doors.

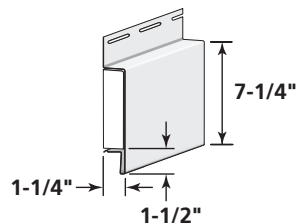
Product Code	55804 Crown Molding	55805 Crown Molding Cap	55802 3-1/2" Corner Block	
Colonial White (01)	●	●	●	
Desert Tan (07)			●	
Natural Clay (60)			●	
Sandstone Beige (15)			●	
Snow (31)	●	●	●	

Wall Transitions

Band Board

Vinyl Carpentry® Accessories

BAND BOARD With Foam Insert

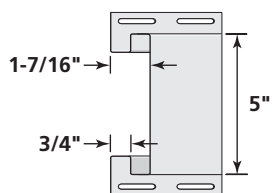


Dimensions shown as installed with Cornice Receiver

Product Code: 55814

Finish: Rough Cedar
Length: 16' 8"
Pieces/Ctn.: 5
Lin. Ft. /Ctn.: 82' 5"
Cartons/Pallet: 16
lbs./Ctn.: ≤33

5" DOUBLE CHANNEL LINEAL



Product Code: 54714

Finish: Matte
Length: 18'
Pieces/Ctn.: 10
Lin. Ft. /Ctn.: 180
Cartons/Pallet: 15
lbs./Ctn.: ≤66

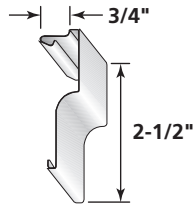
Product Code		55814 Band Board With Foam Insert	54714 5" Double Channel Lineal	
Colonial White (01)		●	●	
COLOR	Desert Tan (07)	●		
	Heritage Cream (11)	●		
	Light Maple (55)	●		
	Natural Clay (60)	●		
	Savannah Wicker (59)	●		
	Snow (31)		●	
Sterling Gray (33)		●		

Soffit Transitions

Decorative

Vinyl Carpentry® Accessories

CORNICE MOLDING

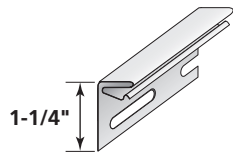


Product Code: 55817

Finish: Matte
Length: 12' 6"
Pieces/Ctn.: 10
Lin. Ft. /Ctn.: 125
Cartons/Pallet: 64
lbs./Ctn.: ≤ 16

For use with Cornice Receiver or Deluxe F-Channel

CORNICE RECEIVER

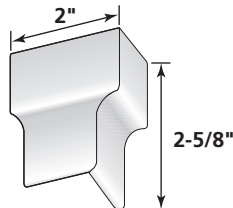


Product Code: 55812

Finish: Matte
Length: 12' 6"
Pieces/Ctn.: 24
Lin. Ft. /Ctn.: 300
Cartons/Pallet: 35
lbs./Ctn.: ≤ 28

For use with Cornice Molding, Finish Board and Band Board

CORNICE MOLDING CORNERPOST CAP

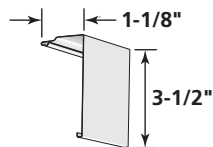


Product Code: 55808

Finish: Matte
Pieces/Ctn.: 20
Cartons/Pallet: 120
lbs./Ctn.: ≤ 1

For capping Cornice Molding over Mitered Cornerposts

FINISH BOARD

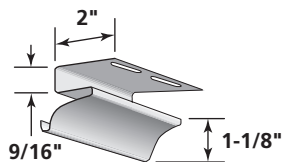


Product Code: 55815

Finish: Rough Cedar
Length: 12' 6"
Pieces/Ctn.: 10
Lin. Ft. /Ctn.: 125
Cartons/Pallet: 40
lbs./Ctn.: ≤ 19

For use with Cornice Receiver

SOFFIT COVE TRIM



Product Code: 52501

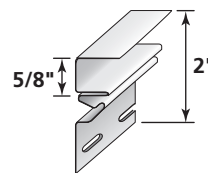
Finish: Matte
Length: 12' 6"
Channel: 1/2"
Pieces/Ctn.: 24
Lin. Ft. /Ctn.: 300
Cartons/Pallet: 24
lbs./Ctn.: ≤ 49

Standard soffit f-channels and h-bars all featured in "soffit trim" section

Product Code	55817 Cornice Molding	55812 Cornice Receiver	55808 Cornice Molding Cornerpost Cap	55815 Finish Board	52501 Soffit Cove Trim	52503 Deluxe F-Channel
No Color		●				●
Colonial White (01)	●		●	●	●	
Autumn Red (23)	●		●			
Autumn Yellow (10)	●		●			
Bermuda Blue (26)	●		●			
Buckskin (41)	●		●	●		
Charcoal Gray (46)	●		●			
Cypress (42)	●		●	●		
Desert Tan (07)	●		●	●		
Flagstone (97)	●		●			
Forest (47)	●		●			
Granite Gray (34)	●		●	●		
Green Tea (35)	●		●			
Hearthstone (19)	●		●			
Heritage Cream (11)	●		●	●		
Herringbone (04)	●		●			
Ivy Green (28)	●		●			
Light Maple (55)	●		●	●		
Mountain Cedar (17)	●		●			
Natural Clay (60)	●		●	●		
Oxford Blue (32)				●		
Pacific Blue (27)	●		●			
Sable Brown (29)	●		●			
Sandpiper (13)	●		●			
Sandstone Beige (15)	●		●	●		
Savannah Wicker (59)	●		●	●		
Seagrass (30)	●		●			
Snow (31)	●		●		●	
Spruce (16)	●		●			
Sterling Gray (33)	●		●	●		
Suede (14)	●		●			
Terra Cotta (18)	●		●			
FRONTIER						
Frontier Blend (51)				★		
Timber Blend (52)				★		

★ Solid Color

DELUXE F-CHANNEL



Product Code: 52503

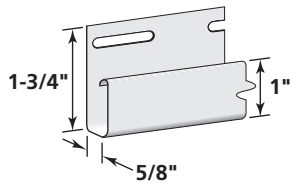
Finish: Matte
Length: 12' 6"
Channel: 5/8"
Pieces/Ctn.: 24
Lin. Ft. /Ctn.: 300
Cartons/Pallet: 32
lbs./Ctn.: ≤ 39

For use as soffit receiver and to receive Cornice Molding

J-Channel

Vinyl Carpentry® Accessories

3/8" POCKET J-CHANNEL

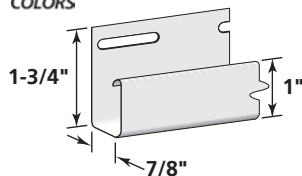


Product Code: 50306

Finish: Matte
Length: 12' 6"
Channel: 3/8"
Pieces/Ctn.: 48
Lin. Ft. /Ctn.: 600
Cartons/Pallet: 30
lbs./Ctn.: ≤ 55

For use with Triple 2" Soffit

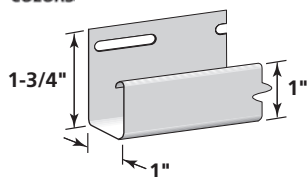
NEW 1/2" POCKET J-CHANNEL COLORS



Product Code: 50305

Finish: Matte
Length: 12' 6"
Channel: 1/2"
Pieces/Ctn.: 48
Lin. Ft. /Ctn.: 600
Cartons/Pallet: 30
lbs./Ctn.: ≤ 58

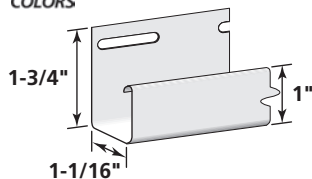
NEW 5/8" POCKET J-CHANNEL COLORS



Product Code: 50310

Finish: Matte
Length: 12' 6"
Channel: 5/8"
Pieces/Ctn.: 48
Lin. Ft. /Ctn.: 600
Cartons/Pallet: 30
lbs./Ctn.: ≤ 60

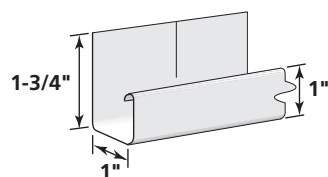
NEW 3/4" POCKET J-CHANNEL COLORS



Product Code: 50303

Finish: Matte
Length: 12' 6"
Channel: 3/4"
Pieces/Ctn.: 48
Lin. Ft. /Ctn.: 600
Cartons/Pallet: 25
lbs./Ctn.: ≤ 61

3/4" POCKET FLEXIBLE J-CHANNEL



Product Code: 50309

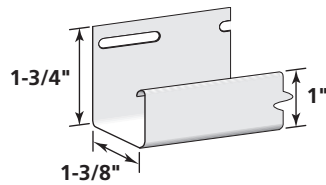
Finish: Matte
Length: 12' 6"
Channel: 3/4"
Pieces/Ctn.: 10
Lin. Ft. /Ctn.: 125
Cartons/Pallet: 50
lbs./Ctn.: ≤ 20

Product Code	50306 3/8" Pocket J-Channel	50305 1/2" Pocket J-Channel	50310 5/8" Pocket J-Channel	50303 3/4" Pocket J-Channel	50309 3/4" Pocket Flexible J-Channel
Colonial White (01)	●	●	●	●	
White (62)					●
Autumn Red (23)		●	●	●	
Autumn Yellow (10)		●	●	●	
Beige (65)					●
Bermuda Blue (26)		●		●	
Buckskin (41)		●	●	●	
Canyon Blend (69)				★	
Castle Stone (37)		●	●	●	
Charcoal Gray (46)		●	●	●	
Clay (63)					●
Cypress (42)		●	●	●	
Desert Tan (07)	●	●	●	●	
Espresso (43)		●	●	●	
Flagstone (97)		●	●	●	
Forest (47)		●	●	●	
Glacier Blend (67)				★	
Granite Gray (34)		●	●	●	
Gray (64)					●
Green Tea (35)		●		●	
Hearthstone (19)		●	●	●	
Heritage Cream (11)	●	●	●	●	
Herringbone (04)		●	●	●	
Ivy Green (28)		●		●	
Light Maple (55)		●	●	●	
Linen (24)		●	●	●	
Meadow Blend (68)				★	
Midnight Blue (45)		●	●	●	
Mountain Cedar (17)		●	●	●	
Natural Clay (60)	●	●	●	●	
Oxford Blue (32)		●	●	●	
Pacific Blue (27)		●	●	●	
Sable Brown (29)		●	●	●	
Sandpiper (13)		●		●	
Sandstone Beige (15)	●	●	●	●	
Savannah Wicker (59)	●	●	●	●	
Seagrass (30)		●	●	●	
Silver Ash (38)		●		●	
Slate (44)		●	●	●	
Snow (31)	●	●	●	●	
Spruce (16)		●	●	●	
Sterling Gray (33)	●	●	●	●	
Suede (14)		●	●	●	
Terra Cotta (18)		●	●	●	
Warm Sand (09)		●		●	
Arbor Blend (57)				★	
Arctic Blend (50)				★	
Frontier Blend (51)				★	
Musket Brown (49)		●			
Timber Blend (52)				★	
Weathered Blend (53)				★	

≤ Heaviest weight listed – varies by color.

J-Channel (continued)

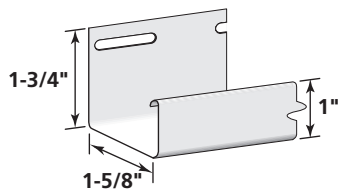
1" POCKET J-CHANNEL



Product Code: 50302

Finish: Matte
Length: 12' 6"
Channel: 1"
Pieces/Ctn.: 40
Lin. Ft. /Ctn.: 500
Cartons/Pallet: 30
lbs./Ctn.: ≤ 59

1-1/4" POCKET J-CHANNEL

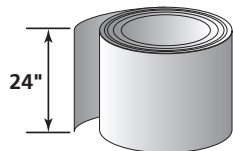


Product Code: 50301

Finish: Matte
Length: 12' 6"
Channel: 1-1/4"
Pieces/Ctn.: 48
Lin. Ft. /Ctn.: 600
Cartons/Pallet: 20
lbs./Ctn.: ≤ 79

Functional Trim

NEW TRIM COIL
PVC Coated
COLORS



Product Code: 56901

Finish: Striated
Length: 50'
Thickness: .019"
Width: 24"
Rolls/Ctn.: 1
Cartons/Pallet: 32
lbs./Ctn.: ≤ 25

PVC coated one side only

Do not use trim coil over treated lumber

Vinyl Carpentry® Accessories

	Product Code	50302 1" Pocket J-Channel	50301 1-1/4" Pocket J-Channel	56901 Trim Coil	
	Colonial White (01)	●	●	●	
	Autumn Red (23)	●	●	●	
	Autumn Yellow (10)	●	●	●	
	Bermuda Blue (26)			●	
	Buckskin (41)	●	●	●	
	Canyon Blend (69)			★	
	Castle Stone (37)			●	
	Charcoal Gray (46)	●	●	●	
	Cypress (42)	●	●	●	
	Desert Tan (07)	●	●	●	
	Espresso (43)			●	
	Flagstone (97)	●	●	●	
	Forest (47)	●	●	●	
	Glacier Blend (67)			★	
	Granite Gray (34)	●	●	●	
	Green Tea (35)			●	
	Hearthstone (19)	●	●	●	
	Heritage Cream (11)	●	●	●	
	Herringbone (04)	●	●	●	
	Ivy Green (28)	●	●	●	
	Light Maple (55)	●	●	●	
	Linen (24)			●	
	Meadow Blend (68)			★	
	Midnight Blue (45)			●	
	Mountain Cedar (17)	●	●	●	
	Natural Clay (60)	●	●	●	
	Oxford Blue (32)		●	●	
	Pacific Blue (27)	●	●	●	
	Sable Brown (29)	●	●	●	
	Sandpiper (13)	●		●	
	Sandstone Beige (15)	●	●	●	
	Savannah Wicker (59)	●	●	●	
	Seagrass (30)	●	●	●	
	Silver Ash (38)			●	
	Slate (44)			●	
	Snow (31)	●		●	
	Spruce (16)	●	●	●	
	Sterling Gray (33)	●	●	●	
	Suede (14)	●		●	
	Terra Cotta (18)	●	●	●	
	Warm Sand (09)			●	
	Arbor Blend (57)			★	
	Arctic Blend (50)			★	
	Frontier Blend (51)		★	★	
	Musket Brown (49)			●	
	Timber Blend (52)		★	★	
	Weathered Blend (53)			★	

★ Solid Color

Functional Trim (continued)

Vinyl Carpentry® Accessories

DUAL UNDERSILL TRIM

Product Code: 56916

Finish: Matte

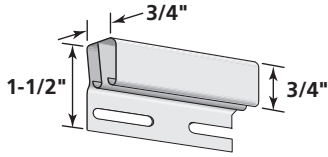
Length: 12' 6"

Pieces/Ctn.: 12

Lin. Ft. /Ctn.: 150

Cartons/Pallet: 84

lbs./Ctn.: ≤22



UNDERSILL TRIM

Product Code: 56904

Finish: Matte

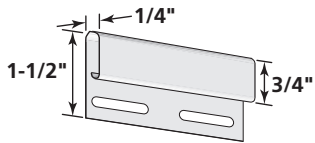
Length: 12' 6"

Pieces/Ctn.: 48

Lin. Ft. /Ctn.: 600

Cartons/Pallet: 35

lbs./Ctn.: ≤46



CEDAR IMPRESSIONS UNDERSILL TRIM

Product Code: 56917

Finish: Matte

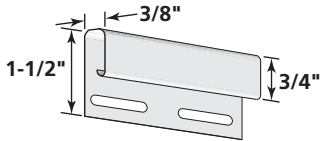
Length: 12' 6"

Pieces/Ctn.: 12

Lin. Ft. /Ctn.: 150

Cartons/Pallet: 84

lbs./Ctn.: ≤13



DRIP CAP

Product Code: 56907

Finish: Matte

Length: 12' 6"

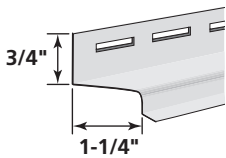
Width: 1-1/4"

Pieces/Ctn.: 24

Lin. Ft. /Ctn.: 300

Cartons/Pallet: 35

lbs./Ctn.: ≤31



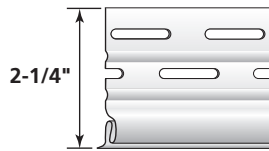
Product Code	56916 Dual Undersill Trim	56904 Undersill Trim	56917 Cedar Impressions Undersill Trim	56907 Drip Cap	
Colonial White (01)	●	●	●	●	
Autumn Red (23)		●	●		
Autumn Yellow (10)	●	●	●		
Bermuda Blue (26)	●	●	●		
Buckskin (41)	●	●	●		
Canyon Blend (69)		★			
Castle Stone (37)		●			
Charcoal Gray (46)		●	●		
Cypress (42)	●	●	●		
Desert Tan (07)	●	●	●		
Espresso (43)		●			
Flagstone (97)		●	●		
Forest (47)		●	●		
Glacier Blend (67)		★			
Granite Gray (34)	●	●	●		
Green Tea (35)	●	●	●		
Hearthstone (19)		●	●		
Heritage Cream (11)	●	●	●		
Herringbone (04)	●	●	●		
Ivy Green (28)		●	●		
Light Maple (55)	●	●	●		
Linen (24)	●	●			
Meadow Blend (68)		★			
Midnight Blue (45)		●			
Mountain Cedar (17)		●	●		
Natural Clay (60)	●	●	●		
Oxford Blue (32)	●	●			
Pacific Blue (27)		●	●		
Sable Brown (29)		●	●		
Sandpiper (13)	●	●	●		
Sandstone Beige (15)	●	●	●		
Savannah Wicker (59)	●	●	●		
Seagrass (30)	●	●	●		
Silver Ash (38)	●	●			
Slate (44)		●			
Snow (31)	●	●	●		
Spruce (16)		●	●		
Sterling Gray (33)	●	●	●		
Suede (14)	●	●	●		
Terra Cotta (18)		●	●		
Warm Sand (09)	●	●			
Arbor Blend (57)		★			
Arctic Blend (50)		★			
Frontier Blend (51)		★			
Timber Blend (52)		★			
Weathered Blend (53)		★			

★ Solid Color

Starter Strips

Vinyl Carpentry® Accessories

2-1/4" VINYL STARTER STRIP



Product Code: 53601

Finish: Matte

Length: 12' 6"

Width: 2-1/4"

Pieces/Ctn.: 40

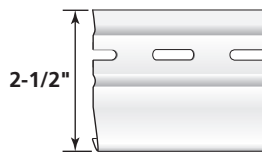
Lin. Ft. /Ctn.: 500

Cartons/Pallet: 30

lbs./Ctn.: ≤59

For use with all sidings except Cedar Impressions, CedarBoards, Monogram and Monogram XL.

2-1/2" METAL STARTER STRIP



Product Code: 53602

Finish: Mill

Length: 10'

Width: 2-1/2"

Pieces/Ctn.: 50

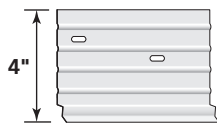
Lin. Ft. /Ctn.: 500

Cartons/Pallet: 35

lbs./Ctn.: ≤75

For use with all sidings except Cedar Impressions and CedarBoards.

4" METAL SHINGLE STARTER STRIP



Product Code: 53610

Finish: Mill

Length: 10'

Width: 4"

Pieces/Ctn.: 25

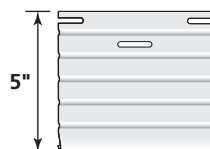
Lin. Ft. /Ctn.: 250

Cartons/Pallet: 35

lbs./Ctn.: ≤78

For use with Cedar Impressions Shake and Shingle Panels

5" METAL STARTER STRIP



Product Code: 53604

Finish: Mill

Length: 10'

Width: 5"

Pieces/Ctn.: 25

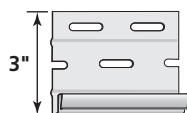
Lin. Ft. /Ctn.: 250

Cartons/Pallet: 30

lbs./Ctn.: ≤72

Remodeling Metal Starter Strip. For use with all sidings except Cedar Impressions and CedarBoards.

STARTER STRIP FOR CEDARBOARDS INSULATED SIDING



Product Code: 53609

Finish: Matte

Length: 12' 6"

Width: 3"

Pieces/Ctn.: 24

Lin. Ft. /Ctn.: 300

Cartons/Pallet: 35

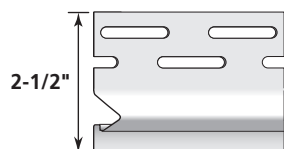
lbs./Ctn.: ≤44

Product Code	53601 2-1/4" Vinyl Starter Strip	53602 2-1/2" Metal Starter Strip	53610 4" Metal Shingle Starter Strip	53604 5" Metal Starter Strip	53609 Starter Strip for Insulated Siding
No Color	●	●	●	●	●

Starter Strips (continued)

Vinyl Carpentry® Accessories

NEW CONSTRUCTION WINDOW & DOOR STARTER STRIP

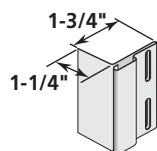


For use with lineals

Product Code: 53605

Finish: Matte
Length: 10'
Pieces/Ctn.: 36
Lin. Ft. /Ctn.: 360
Cartons/Pallet: 27
lbs./Ctn.: ≤35

REMODELING WINDOW & DOOR STARTER STRIP

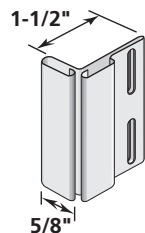


For use with lineals

Product Code: 53606

Finish: Matte
Length: 10'
Pieces/Ctn.: 36
Lin. Ft. /Ctn.: 360
Cartons/Pallet: 38
lbs./Ctn.: ≤50

CORNER STARTER STRIP



Use with 3-1/2" or 5" Lineal and Quarter Round Insert to create a 4-Piece Corner

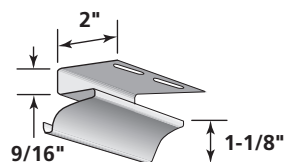
Product Code: 53607

Finish: Matte
Length: 10'
Pieces/Ctn.: 24
Lin. Ft. /Ctn.: 240
Cartons/Pallet: 40
lbs./Ctn.: ≤38

Product Code	53605 New Construction Window & Door Starter Strip	53606 Remodeling Window & Door Starter Strip	53607 Corner Starter Strip	52501 Soffit Cove Trim	52506 3/4" F-Channel
No Color	●		●		
Colonial White (01)				●	●
Cypress (42)					●
Desert Tan (07)					●
Granite Gray (34)					●
Heritage Cream (11)					●
Herringbone (04)					●
Light Maple (55)					●
Natural Clay (60)					●
Sandstone Beige (15)					●
Savannah Wicker (59)					●
Snow (31)		●		●	●
Sterling Gray (33)					●

Soffit Trim

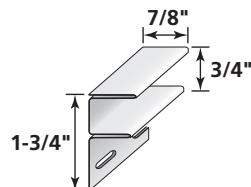
SOFFIT COVE TRIM



Product Code: 52501

Finish: Matte
Length: 12' 6"
Channel: 1/2"
Pieces/Ctn.: 24
Lin. Ft. /Ctn.: 300
Cartons/Pallet: 24
lbs./Ctn.: ≤49

3/4" F-CHANNEL



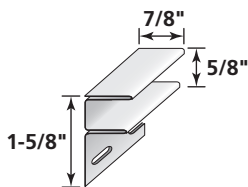
Product Code: 52506

Finish: Matte
Length: 12' 6"
Channel: 3/4"
Pieces/Ctn.: 24
Lin. Ft. /Ctn.: 300
Cartons/Pallet: 35
lbs./Ctn.: ≤44

Soffit Trim (continued)

Vinyl Carpentry® Accessories

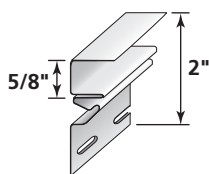
5/8" F-CHANNEL



Product Code: 52502

Finish: Matte
Length: 12' 6"
Channel: 5/8"
Pieces/Ctn.: 24
Lin. Ft. /Ctn.: 300
Cartons/Pallet: 35
lbs./Ctn.: ≤39

DELUXE F-CHANNEL

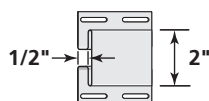


Product Code: 52503

Finish: Matte
Length: 12' 6"
Channel: 5/8"
Pieces/Ctn.: 24
Lin. Ft. /Ctn.: 300
Cartons/Pallet: 32
lbs./Ctn.: ≤39

For use as soffit receiver and to receive Cornice Molding

1/2" H-BAR

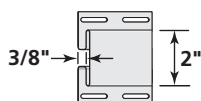


Product Code: 52504

Finish: Matte
Length: 12' 6"
Channel: 1/2"
Pieces/Ctn.: 10
Lin. Ft. /Ctn.: 125
Cartons/Pallet: 39
lbs./Ctn.: ≤29

For use with most soffits and vertical siding

3/8" H-BAR

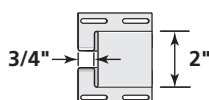


Product Code: 52505

Finish: Matte
Length: 12' 6"
Channel: 3/8"
Pieces/Ctn.: 10
Lin. Ft. /Ctn.: 125
Cartons/Pallet: 53
lbs./Ctn.: ≤28

For use with Beaded Soffit

3/4" H-BAR



Product Code: 52507

Finish: Matte
Length: 12' 6"
Channel: 3/4"
Pieces/Ctn.: 10
Lin. Ft. /Ctn.: 125
Cartons/Pallet: 42
lbs./Ctn.: ≤32

For use with Perimeter & Triple 3-1/3 InvisiVent & solid soffit.
Can also be used with Monogram & Restoration Classic in horizontal applications.

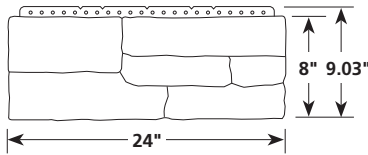
Product Code	52502 5/8" F-Channel	52503 Deluxe F-Channel	52504 1/2" H-Bar	52505 3/8" H-Bar	52507 3/4" H-Bar
No Color		●			
Colonial White (01)	●		●	●	●
Cypress (42)			●		
Desert Tan (07)	●		●		●
Granite Gray (34)			●		
Heritage Cream (11)	●		●		
Herringbone (04)	●		●		
Light Maple (55)	●		●		
Natural Clay (60)	●		●		●
Sandstone Beige (15)	●		●		●
Savannah Wicker (59)	●		●		●
Snow (31)	●		●	●	●
Sterling Gray (33)	●		●		
Musket Brown (49)	●				

STONEfaçade™ & Accessories

Architectural Stone Cladding System

LEDGESTONE PANELS

Product Code: 11000

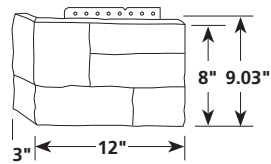


Width: 24"
Height: 8"
Pkg. Wt.: 98 lbs.
Sq. Ft./Ctn.: 7.99
Pcs./Ctn.: 6
Lin. Ft./Ctn.: 12
Cartons/Pallet: 12

Note: Panels come in 3 different widths – 10", 14" and 24" (shown). All widths are randomly mixed within the cartons for installation ease. Number of pieces per carton vary from 6 or 7 depending on whether or not you have a pre-mixed carton.

LEDGESTONE LEFT CORNERS

Product Code: 11201

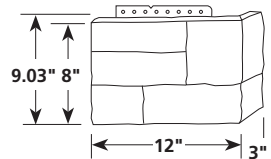


Width: 9", 10-1/2", 12"
Height: 8"
Pkg. Wt.: 56 lbs.
Pcs./Ctn.: 6
Lin. Ft./Ctn.: 4
Cartons/Pallet: 15

Note: Corners come in 3 different widths – 9", 10-1/2" and 12" (shown). A carton of corners contains 2 of each size for installation ease. Please refer to the STONEfaçade installation instructions for directions on corner usage.

LEDGESTONE RIGHT CORNERS

Product Code: 11202

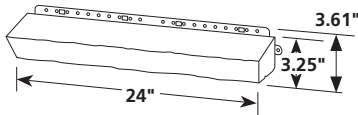


Width: 9", 10-1/2", 12"
Height: 8"
Pkg. Wt.: 56 lbs.
Pcs./Ctn.: 6
Lin. Ft./Ctn.: 4
Cartons/Pallet: 15

Note: Corners come in 3 different widths – 9", 10-1/2" and 12" (shown). A carton of corners contains 2 of each size for installation ease. Please refer to the STONEfaçade installation instructions for directions on corner usage.

SILLS

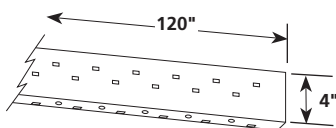
Product Code: 11001



Width: 24"
Height: 3.25"
Pkg. Wt.: 71 lbs.
Pcs./Ctn.: 5
Lin. Ft./Ctn.: 10
Cartons/Pallet: 15

STARTER STRIP

Product Code: 11301000



Width: 120"
Height: 4"
Pkg. Wt.: 100 lbs.
Pcs./Ctn.: 25
Lin. Ft./Ctn.: 250
Cartons/Pallet: 35

Product Code	11000 Ledgestone Panels	11201 Ledgestone Left Corners	11202 Ledgestone Right Corners	11001 Sills	11301000 Starter Strip
No Color					●
Adirondack Snowfall (503)	●	●	●		
Appalachian Twilight (504)	●	●	●		
Harbor Sunset (501)	●	●	●		
Pocono Autumn (502)	●	●	●		
Brown (505)				●	
Dark Gray (506)				●	

STONEfaçade™ & Accessories

Architectural Stone Cladding System

SINGLE COURSE ELECTRICAL BOX

Product Code: 11304

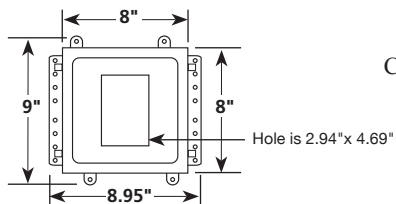
Width: 8"

Height: 8"

Pkg. Wt.: 55 lbs.

Pcs./Ctn.: 12

Cartons/Pallet: 15



MULTICOURSE ELECTRICAL BOX HORIZONTAL OPENING

Product Code: 11302

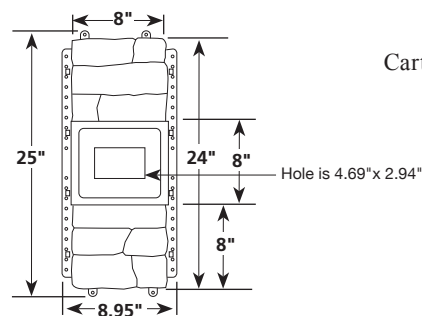
Width: 8"

Height: 24"

Pkg. Wt.: 67 lbs.

Pcs./Ctn.: 4

Cartons/Pallet: 15



MULTICOURSE ELECTRICAL BOX VERTICAL OPENING

Product Code: 11303

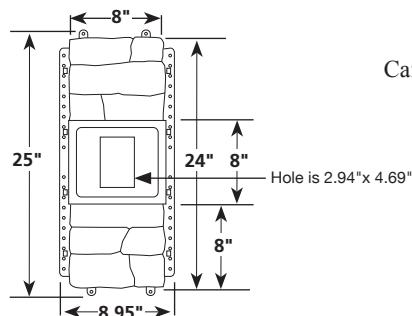
Width: 8"

Height: 24"

Pkg. Wt.: 67 lbs.

Pcs./Ctn.: 4

Cartons/Pallet: 15



SINGLE COURSE LIGHT BOX

Product Code: 11404

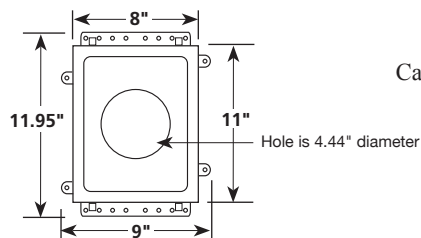
Width: 8"

Height: 11"

Pkg. Wt.: 51 lbs.

Pcs./Ctn.: 8

Cartons/Pallet: 15



Product Code		11304 Single Course Electrical Box	11302 Multicourse Electrical Box— Horizontal Opening	11303 Multicourse Electrical Box— Vertical Opening	11404 Single Course Light Box	11405 Multicourse Light Box
COLOR	Adirondack Snowfall (503)		●	●		●
	Appalachian Twilight (504)		●	●		●
	Harbor Sunset (501)		●	●		●
	Pocono Autumn (502)		●	●		●
	Brown (505)	*			*	
	Dark Gray (506)	*			*	

* Accessory Color Match of Single Course Electrical and Light Boxes:

Harbor Sunset = Brown;

Pocono Autumn = Brown;

Adirondack Snowfall = Dark Gray;

Appalachian Twilight = Brown

MULTICOURSE LIGHT BOX

Product Code: 11405

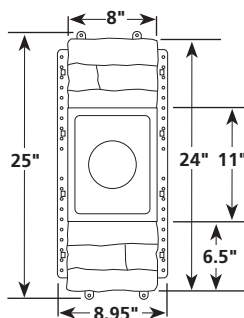
Width: 8"

Height: 24"

Pkg. Wt.: 66 lbs.

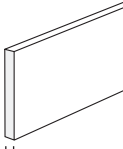
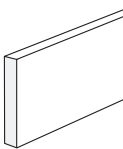
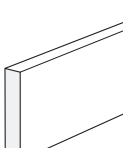
Pcs./Ctn.: 4

Cartons/Pallet: 15





Trimboards

Smooth/Smooth, Natural White			CERTAPAK	FULL UNIT			HALF UNIT		
Nominal	Actual	Order Number*	PCS/UNIT	PCS/UNIT	LF/UNIT	Weight** lbs/UNIT	PCS/UNIT	LF/UNIT	Weight** lbs/UNIT
 5/8 in.	5/8 in. x 6 in. x 18 ft.	11040618005	4	160	2880	2791	—	—	—
	5/8 in. x 10 in. x 18 ft.	11041018005	2	100	1800	2925	—	—	—
 3/4 in.	1 in. x 3 in. x 18 ft.	11050318005	8	288	5184	2728	—	—	—
	1 in. x 4 in. x 18 ft.	11050418005	4	260	4680	3531	104	1872	1538
	1 in. x 5 in. x 18 ft.	11050518005	4	200	3600	3494	—	—	—
	1 in. x 6 in. x 18 ft.	11050618005	4	160	2880	3425	64	1152	1656
	1 in. x 8 in. x 18 ft.	11050818005	2	108	1944	3101	48	864	1655
	1 in. x 10 in. x 18 ft.	11051018005	2	90	1620	3265	40	720	1737
	1 in. x 12 in. x 18 ft.	11051218005	2	72	1296	3191	32	576	1700
	1 in. x 16 in. x 18 ft.	11051618005	2	54	972	3611	24	432	1721
 1 in.	5/4 in. x 4 in. x 18 ft.	11060418005	4	208	3744	3863	104	1872	2036
	5/4 in. x 5 in. x 18 ft.	11060518005	4	160	2880	3029	—	—	—
	5/4 in. x 6 in. x 18 ft.	11060618005	4	128	2304	3659	64	1152	1934
	5/4 in. x 8 in. x 18 ft.	11060818005	2	96	1728	3622	48	864	1916
	5/4 in. x 10 in. x 18 ft.	11061018005	2	80	1440	3829	40	720	2019
	5/4 in. x 12 in. x 18 ft.	11061218005	2	64	1152	3734	32	576	1972
	5/4 in. x 16 in. x 18 ft.	11061618005	2	—	—	—	24	432	2041

Bending: The ability to bend trimboards and profiles varies greatly based on board thickness and width, profile shape, bend radius, and heat source type. CertainTeed recommends reviewing our installation instructions or using a professional PVC bending resource.

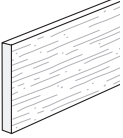
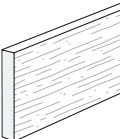
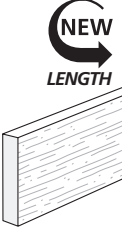
Special Order Program: CertainTeed has the ability to manufacture products in different lengths and widths that are not shown in this Specification Guide. We would be glad to discuss opportunities. Please contact your CertainTeed Territory Manager for product guidelines, minimum quantities and pricing.

*To order full units, add F to the end of the order number. To order a half unit, add H to the end of the order number, where applicable.

**Weights include pallet.



Trimboards

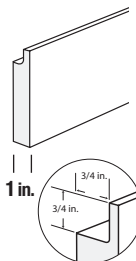
TrueTexture™ Woodgrain/Smooth, Natural White			CERTAPAK	FULL UNIT			HALF UNIT		
Nominal	Actual	Order Number*	PCS/UNIT	PCS/UNIT	LF/UNIT	Weight** lbs/UNIT	PCS/UNIT	LF/UNIT	Weight** lbs/UNIT
 5/8 in.	5/8 in. x 6 in. x 18 ft.	12040618005	4	160	2880	2791	—	—	—
	5/8 in. x 8 in. x 18 ft.	12040818005	2	120	2160	2765	—	—	—
	5/8 in. x 10 in. x 18 ft.	12041018005	2	100	1800	2925	—	—	—
	5/8 in. x 12 in. x 18 ft.	12041218005	2	80	1440	2851	—	—	—
 3/4 in.	1 in. x 4 in. x 12 ft.	12050412005	4	260	3120	2341	—	—	—
	1 in. x 6 in. x 12 ft.	12050612005	4	160	1920	2268	—	—	—
	1 in. x 8 in. x 12 ft.	12050812005	2	108	1296	2132	—	—	—
	1 in. x 10 in. x 12 ft.	12051012005	2	90	1080	2169	—	—	—
	1 in. x 12 in. x 12 ft.	12051212005	2	72	864	2119	—	—	—
	1 in. x 4 in. x 18 ft.	12050418005	4	260	4680	3531	104	1872	1538
	1 in. x 5 in. x 18 ft.	12050518005	4	200	3600	3535	—	—	—
	1 in. x 6 in. x 18 ft.	12050618005	4	160	2880	3425	64	1152	1514
	1 in. x 8 in. x 18 ft.	12050818005	2	108	1944	3101	48	864	1655
	1 in. x 10 in. x 18 ft.	12051018005	2	90	1620	3265	40	720	1737
 1 in.	1 in. x 12 in. x 18 ft.	12051218005	2	72	1296	3191	32	576	1700
	1 in. x 16 in. x 18 ft.	12051618005	2	54	972	3611	24	432	1721
	5/4 in. x 4 in. x 12 ft.	12060412005F	4	208	2496	2574	—	—	—
	5/4 in. x 6 in. x 12 ft.	12060612005F	4	128	1536	2439	—	—	—
	5/4 in. x 8 in. x 12 ft.	12060812005F	2	96	1152	2415	—	—	—
	5/4 in. x 10 in. x 12 ft.	12061012005F	2	80	960	2553	—	—	—
	5/4 in. x 12 in. x 12 ft.	12061212005F	2	64	768	2489	—	—	—
	5/4 in. x 4 in. x 18 ft.	12060418005	4	208	3744	3861	104	1872	2036
	5/4 in. x 5 in. x 18 ft.	12060518005	4	160	2880	3029	—	—	—
	5/4 in. x 6 in. x 18 ft.	12060618005	4	128	2304	3659	64	1152	1935
	5/4 in. x 8 in. x 18 ft.	12060818005	2	96	1728	3622	48	864	1916
	5/4 in. x 10 in. x 18 ft.	12061018005	2	80	1440	3829	40	720	2019
	5/4 in. x 12 in. x 18 ft.	12061218005	2	64	1152	3734	32	576	1972
	5/4 in. x 16 in. x 18 ft.	12061618005	2	—	—	—	24	432	2041

*To order full units, add F to the end of the order number. To order a half unit, add H to the end of the order number, where applicable.

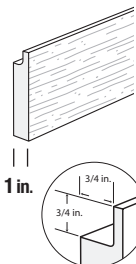
**Weights include pallet.



J-Pocket Trimboards

Smooth, Natural White				CERTAPAK	FULL UNIT			HALF UNIT		
	Nominal	Actual	Order Number*	PCS/UNIT	PCS/UNIT	LF/UNIT	Weight** lbs/UNIT	PCS/UNIT	LF/UNIT	Weight** lbs/UNIT
	5/4 in. x 4 in. x 18 ft. J-Pocket	1 in. x 3-1/2 in. x 18 ft.	11160418005	4	156	2808	2400	104	1872	1663
	5/4 in. x 6 in. x 18 ft. J-Pocket	1 in. x 5-1/2 in. x 18 ft.	11160618005	4	96	1728	2028	64	1152	1411

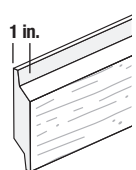
Built-in J-Pocket for siding

TrueTexture™ Woodgrain, Natural White				CERTAPAK	FULL UNIT			HALF UNIT		
	Nominal	Actual	Order Number*	PCS/UNIT	PCS/UNIT	LF/UNIT	Weight** lbs/UNIT	PCS/UNIT	LF/UNIT	Weight** lbs/UNIT
	5/4 in. x 4 in. x 18 ft. J-Pocket	1 in. x 3-1/2 in. x 18 ft.	12160418005	4	156	2808	2400	104	1872	1663
	5/4 in. x 6 in. x 18 ft. J-Pocket	1 in. x 5-1/2 in. x 18 ft.	12160618005	4	96	1728	2028	64	1152	1411

Built-in J-Pocket for siding



Fiber Cement Skirtboards

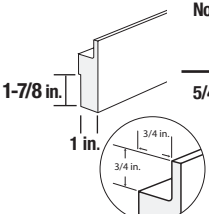
TrueTexture™ Woodgrain/Smooth, Natural White				CERTAPAK	FULL UNIT			HALF UNIT		
	Nominal	Actual	Order Number*	PCS/UNIT	PCS/UNIT	LF/UNIT	Weight** lbs/UNIT	PCS/UNIT	LF/UNIT lbs/UNIT	Weight** lbs/UNIT
	5/4 in. x 6 in. x 12 ft.	1 in. x 5-1/2 in. x 12 ft.	12360612005	4	64	768	879	—	—	—
	5/4 in. x 8 in. x 12 ft.	1 in. x 7-1/4 in. x 12 ft.	12360812005	2	48	576	1018	—	—	—

*To order full units, add F to the end of the order number. To order a half unit, add H to the end of the order number, where applicable.

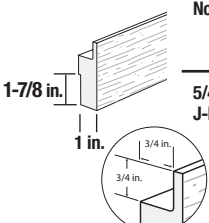
**Weights include pallet.

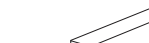


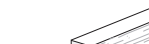
Cut-Outs

J-Pocket Smooth, Natural White				CERTAPAK	FULL UNIT			HALF UNIT		
	Nominal	Actual	Order Number*	PCS/UNIT	PCS/UNIT	LF/UNIT	Weight** lbs/UNIT	PCS/UNIT	LF/UNIT	Weight** lbs/UNIT
	5/4 in. x 4 in. x 18 ft.	1 in. x 3-1/2 in. x 18 ft.	11165018005	4	156	2808	2556	104	1872	1900

Built-in J-Pocket for siding and cut-out for Window Flange

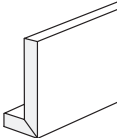
J-Pocket TrueTexture™ Woodgrain, Natural White				CERTAPAK	FULL UNIT			HALF UNIT		
	Nominal	Actual	Order Number*	PCS/UNIT	PCS/UNIT	LF/UNIT	Weight** lbs/UNIT	PCS/UNIT	LF/UNIT	Weight** lbs/UNIT
	5/4 in. x 4 in. x 18 ft. J-Pocket	1 in. x 3-1/2 in. x 18 ft.	12165018005	4	156	2808	2551	104	1872	1900
Built-in J-Pocket for siding and cut-out for Window Flange										

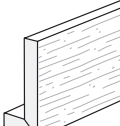
Trimboard Smooth, Natural White				CERTAPAK	FULL UNIT			HALF UNIT		
	Nominal	Actual	Order Number*	PCS/UNIT	PCS/UNIT	LF/UNIT	Weight** lbs/UNIT	PCS/UNIT	LF/UNIT	Weight** lbs/UNIT
	5/4 in. x 4 in. x 18 ft.	1 in. x 3-1/2 in. x 18 ft.	11065018005	4	156	2808	4611	104	1872	2409

Trimboard TrueTexture™ Woodgrain, Natural White				CERTAPAK	FULL UNIT			HALF UNIT		
	Nominal	Actual	Order Number*	PCS/UNIT	PCS/UNIT	LF/UNIT	Weight** lbs/UNIT	PCS/UNIT	LF/UNIT	Weight** lbs/UNIT
	5/4 in. x 4 in. x 18 ft.	1 in. x 3-1/2 in. x 18 ft.	12065018005	4	156	2808	4611	104	1872	2409



Fascia

Smooth, Natural White			CERTAPAK	FULL UNIT			
	Nominal	Actual	Order Number	PCS/UNIT	PCS/UNIT	LF/UNIT	Weight** lbs/UNIT
	3/4 in. x 8 in. x 18 ft.	3/4 in. x 7-1/4 in. x 18 ft.	11430818005F	2	36	648	1205
	3/4 in. x 10 in. x 18 ft.	3/4 in. x 9-1/4 in. x 18 ft.	11431018005F	2	32	576	1260

TrueTexture™ Woodgrain, Natural White			CERTAPAK	FULL UNIT			
	Nominal	Actual	Order Number	PCS/UNIT	PCS/UNIT	LF/UNIT	Weight** lbs/UNIT
	3/4 in. x 8 in. x 18 ft.	3/4 in. x 7-1/4 in. x 18 ft.	13430818005F	2	36	648	1205
	3/4 in. x 10 in. x 18 ft.	3/4 in. x 9-1/4 in. x 18 ft.	13431018005F	2	32	576	1260

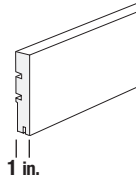
*To order full units, add F to the end of the order number. To order a half unit, add H to the end of the order number, where applicable.

**Weights include pallet.

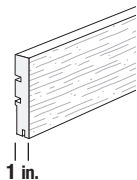


InvisiPro® Hidden Fastening System

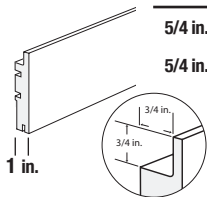
Trimboard (with grooves) Smooth, Natural White			CERTAPAK	HALF UNIT		
Nominal	Actual	Order Number	PCS/UNIT	PCS/UNIT	LF/UNIT	Weight** lbs/UNIT
5/4 in. x 4 in. x 10 ft.	1 in. x 3-1/2 in. x 10 ft.	11260410005H	4	104	1040	1108
5/4 in. x 6 in. x 10 ft.	1 in. x 5-1/2 in. x 10 ft.	11260610005H	4	64	640	1075



Trimboard (with grooves) TrueTexture™ Woodgrain, Natural White			CERTAPAK	HALF UNIT		
Nominal	Actual	Order Number	PCS/UNIT	PCS/UNIT	LF/UNIT	Weight** lbs/UNIT
5/4 in. x 4 in. x 10 ft.	1 in. x 3-1/2 in. x 10 ft.	13260410005H	4	104	1040	1108
5/4 in. x 6 in. x 10 ft.	1 in. x 5-1/2 in. x 10 ft.	13260610005H	4	64	640	1075

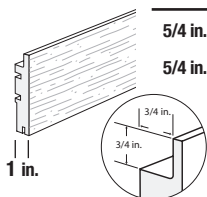


J-Pocket (with grooves) Smooth, Natural White			CERTAPAK	HALF UNIT		
Nominal	Actual	Order Number	PCS/UNIT	PCS/UNIT	LF/UNIT	Weight** lbs/UNIT
5/4 in. x 4 in. x 10 ft.	1 in. x 3-1/2 in. x 10 ft.	11360410005H	4	104	1040	1108
5/4 in. x 6 in. x 10 ft.	1 in. x 5-1/2 in. x 10 ft.	11360610005H	4	64	640	1075



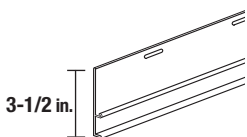
Built-in J-Pocket for siding

J-Pocket (with grooves) TrueTexture™ Woodgrain, Natural White			CERTAPAK	HALF UNIT		
Nominal	Actual	Order Number	PCS/UNIT	PCS/UNIT	LF/UNIT	Weight** lbs/UNIT
5/4 in. x 4 in. x 10 ft.	1 in. x 3-1/2 in. x 10 ft.	13360410005H	4	104	1040	1108
5/4 in. x 6 in. x 10 ft.	1 in. x 5-1/2 in. x 10 ft.	13360610005H	4	64	640	1075



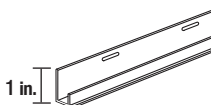
Built-in J-Pocket for siding

Nail Hem Flange* White			CARTONS		
Nominal Length	Actual Length	Order Number	PCS/CTN	LF/CTN	Weight† lbs/CTN
10 ft.	9 ft. 11-3/4 in.	60093910005C	36	360	54



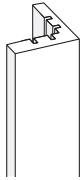

*Same flange as used on One-Piece Corner

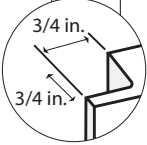
Starter Flange, White			CARTONS		
Nominal Length	Actual Length	Order Number	PCS/CTN	LF/CTN	Weight† lbs/CTN
10 ft.	9 ft. 11-3/4 in.	60053410001C	36	360	29



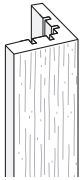

**Weights include pallet. †Weights include carton.

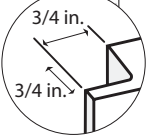
One-piece Corners

Smooth, Natural White			FULL UNIT			HALF UNIT		
Nominal	Actual	Order Number*	PCS/UNIT	LF/UNIT	Weight** lbs/UNIT	PCS/UNIT	LF/UNIT	Weight** lbs/UNIT
 5/4 in. x 4 in. x 4 in. x 10 ft.	1 in. x 3-1/2 in. x 3-1/2 in. x 10 ft.	31060410005	72	720	1288	36	360	693
5/4 in. x 4 in. x 4 in. x 20 ft.	1 in. x 3-1/2 in. x 3-1/2 in. x 20 ft.	31060420005	72	1440	2499	36	720	1422
5/4 in. x 6 in. x 6 in. x 10 ft.	1 in. x 5-1/2 in. x 5-1/2 in. x 10 ft.	31060610005	48	480	1370	24	240	734
5/4 in. x 6 in. x 6 in. x 20 ft.	1 in. x 5-1/2 in. x 5-1/2 in. x 20 ft.	31060620005	48	960	2772	24	480	1502
 5/4 in. x 4 in. x 4 in. x 10 ft. J-Pocket	1 in. x 3-1/2 in. x 3-1/2 in. x 10 ft.	31160410005	72	720	1059	36	360	579
5/4 in. x 4 in. x 4 in. x 20 ft. J-Pocket	1 in. x 3-1/2 in. x 3-1/2 in. x 20 ft.	31160420005	72	1440	2095	36	720	1163
5/4 in. x 6 in. x 6 in. x 10 ft. J-Pocket	1 in. x 5-1/2 in. x 5-1/2 in. x 10 ft.	31160610005	48	480	1129	24	240	615
5/4 in. x 6 in. x 6 in. x 20 ft. J-Pocket	1 in. x 5-1/2 in. x 5-1/2 in. x 20 ft.	31160620005	48	960	2157	24	480	1128



Built-in J-Pocket for siding

TrueTexture™ Woodgrain, Natural White			FULL UNIT			HALF UNIT		
Nominal	Actual	Order Number*	PCS/UNIT	LF/UNIT	Weight** lbs/UNIT	PCS/UNIT	LF/UNIT	Weight** lbs/UNIT
 5/4 in. x 4 in. x 4 in. x 10 ft.	1 in. x 3-1/2 in. x 3-1/2 in. x 10 ft.	33060410005	72	720	1288	36	360	693
5/4 in. x 4 in. x 4 in. x 20 ft.	1 in. x 3-1/2 in. x 3-1/2 in. x 20 ft.	33060420005	72	1440	2499	36	720	1365
5/4 in. x 6 in. x 6 in. x 10 ft.	1 in. x 5-1/2 in. x 5-1/2 in. x 10 ft.	33060610005	48	480	1370	24	240	734
5/4 in. x 6 in. x 6 in. x 20 ft.	1 in. x 5-1/2 in. x 5-1/2 in. x 20 ft.	33060620005	48	960	2772	24	480	1502
 5/4 in. x 4 in. x 4 in. x 10 ft. J-Pocket	1 in. x 3-1/2 in. x 3-1/2 in. x 10 ft.	33160410005	72	720	1059	36	360	579
5/4 in. x 4 in. x 4 in. x 20 ft. J-Pocket	1 in. x 3-1/2 in. x 3-1/2 in. x 20 ft.	33160420005	72	1440	2095	36	720	1163
5/4 in. x 6 in. x 6 in. x 10 ft. J-Pocket	1 in. x 5-1/2 in. x 5-1/2 in. x 10 ft.	33160610005	48	480	1129	24	240	615
5/4 in. x 6 in. x 6 in. x 20 ft. J-Pocket	1 in. x 5-1/2 in. x 5-1/2 in. x 20 ft.	33160620005	48	960	2290	24	480	1261



Built-in J-Pocket for siding

Nail Hem Flange*** White			CARTONS		
Nominal Length	Actual Length	Order Number	PCS/CTN	LF/CTN	Weight† lbs/CTN
10 ft.	9 ft. 11-3/4 in.	60093910005C	36	360	54

Two flanges needed per 10' corner; Four flanges needed per 20' corner

InvisiPro Hidden Fastening System Product

***Same flange as used on Trimboard and J-Pocket (with grooves)

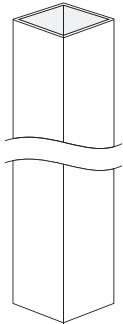
*To order full units, add F to the end of the order number. To order a half unit, add H to the end of the order number, where applicable.

**Weights include pallet. †Weights include carton.



Column Wraps

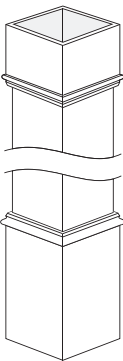
Column Wrap Smooth, Natural White



Nominal	Actual	Order Number	PCS/UNIT	PCS/UNIT	LF/UNIT	Weight** lbs/UNIT
8 in. x 8 in. x 9 ft.	8 in. x 8 in. x 9 ft.	71380809005F	1	12	108	515
10 in. x 10 in. x 9 ft.	10 in. x 10 in. x 9 ft.	71301009005F	1	12	108	685

Must order Column Wrap and Trim Kit for complete column.

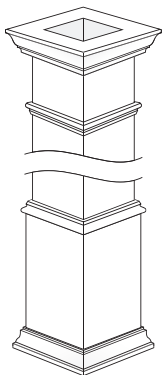
Classic Cap/Base Trim Kit Smooth, Natural White



Nominal	Actual	Order Number	PCS/UNIT	LF/UNIT	Weight** lbs/UNIT
8 in. x 8 in.	8 in. x 8 in.	61480801005F	4	n/a	57
10 in. x 10 in.	10 in. x 10 in.	61401001005F	4	n/a	66

Must order Column Wrap and Trim Kit for complete column.

Estate Cap/Base Trim Kit Smooth, Natural White

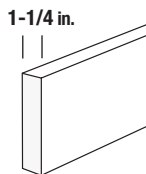


Nominal	Actual	Order Number	PCS/UNIT	LF/UNIT	Weight** lbs/UNIT
8 in. x 8 in.	8 in. x 8 in.	61680801005F	4	n/a	61
10 in. x 10 in.	10 in. x 10 in.	61601001005F	4	n/a	73

Must order Column Wrap and Trim Kit for complete column.

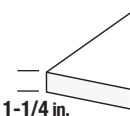
CustomCraft™ 1-1/2 in. Thick for Custom Fabrication

Trimboard Smooth/Smooth, Natural White



Nominal	Actual	Order Number	PCS/UNIT	LF/UNIT	Weight** lbs/UNIT
1-1/2 in. x 10 in. x 18 ft.	1-1/4 in. x 9-1/4 in. x 18 ft.	11071018005H	20	360	1456

Sheet Smooth/Smooth, Natural White

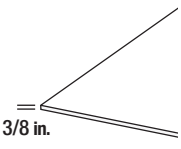

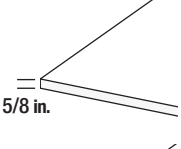
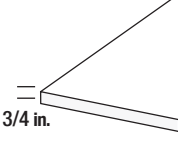

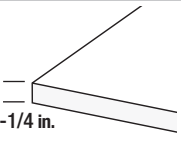
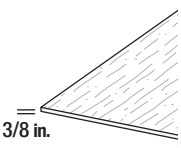


Nominal	Actual	Order Number	PCS/UNIT	LF/UNIT	Weight** lbs/UNIT
1-1/2 in. x 4 ft. x 8 ft.	1-1/4 in. x 4 ft. x 8 ft.	21074808005H	10	80	1295

CustomCraft™ available in half units only.

**Weights include pallet.

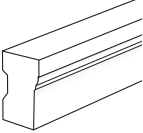
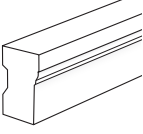
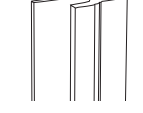



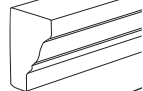
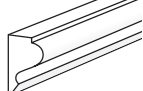
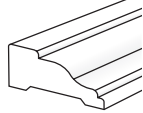
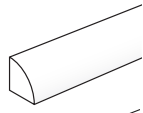
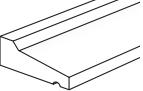
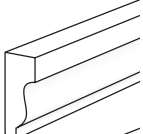


Sheets

Smooth/Smooth, Natural White				FULL UNIT			HALF UNIT		
	Nominal	Actual	Order Number*	PCS/UNIT	LF/UNIT	Weight**	PCS/UNIT lbs/UNIT	LF/UNIT lbs/UNIT	Weight**
	3/8 in. x 4 ft. x 8 ft.	3/8 in. x 4 ft. x 8 ft.	21014808005	25	200	1077	12	96	553
	3/8 in. x 4 ft. x 10 ft.	3/8 in. x 4 ft. x 10 ft.	21014810005	25	250	1270	12	120	661
	3/8 in. x 4 ft. x 18 ft.	3/8 in. x 4 ft. x 18 ft.	21014818005	25	450	2313	12	216	1220
	1/2 in. x 4 ft. x 8 ft.	1/2 in. x 4 ft. x 8 ft.	21024808005	25	200	1247	12	96	635
	1/2 in. x 4 ft. x 10 ft.	1/2 in. x 4 ft. x 10 ft.	21024810005	25	250	1602	12	120	820
	1/2 in. x 4 ft. x 18 ft.	1/2 in. x 4 ft. x 18 ft.	21024818005	25	450	2826	12	216	1465
	5/8 in. x 4 ft. x 8 ft.	5/8 in. x 4 ft. x 8 ft.	21044808005	25	200	1686	12	96	847
	5/8 in. x 4 ft. x 10 ft.	5/8 in. x 4 ft. x 10 ft.	21044810005	25	250	2065	12	120	1043
	5/8 in. x 4 ft. x 18 ft.	5/8 in. x 4 ft. x 18 ft.	21044818005	25	450	3621	12	216	1847
	3/4 in. x 4 ft. x 8 ft.	3/4 in. x 4 ft. x 8 ft.	21034808005	20	160	1638	10	80	854
	3/4 in. x 4 ft. x 10 ft.	3/4 in. x 4 ft. x 10 ft.	21034810005	20	200	2058	10	100	1078
	3/4 in. x 4 ft. x 12 ft.	3/4 in. x 4 ft. x 12 ft.	21034812005	20	240	2464	10	120	1289
	3/4 in. x 4 ft. x 18 ft.	3/4 in. x 4 ft. x 18 ft.	21034818005	21	378	3907	10	180	1945
	3/4 in. x 4 ft. x 20 ft.	3/4 in. x 4 ft. x 20 ft.	21034820005	21	420	4070	10	200	2125
	1 in. x 4 ft. x 8 ft.	1 in. x 4 ft. x 8 ft.	21054808005	20	160	2215	10	80	1143
	1 in. x 4 ft. x 10 ft.	1 in. x 4 ft. x 10 ft.	21054810005	20	200	2745	10	100	1421
	1 in. x 4 ft. x 12 ft.	1 in. x 4 ft. x 12 ft.	21054812005	20	240	3271	10	120	1693
	1 in. x 4 ft. x 18 ft.	1 in. x 4 ft. x 18 ft.	21054818005	18	324	4412	9	162	2309
	1 in. x 4 ft. x 20 ft.	1 in. x 4 ft. x 20 ft.	21054820005	16	320	4407	8	160	2319
CustomCraft Sheet Smooth/Smooth, Natural White							HALF UNIT		
	Nominal	Actual	Order Number	CustomCraft available in half units only.			PCS/UNIT	LF/UNIT	Weight**
	1-1/2 in. x 4 ft. x 8 ft.	1-1/4 in. x 4 ft. x 8 ft.	21074808005H				10	80	1295
TrueTexture™ Woodgrain/Smooth, Natural White				FULL UNIT			HALF UNIT		
	Nominal	Actual	Order Number*	PCS/UNIT	LF/UNIT	Weight** lbs/UNIT	PCS/UNIT	LF/UNIT	Weight** lbs/UNIT
	3/8 in. x 4 ft. x 8 ft.	3/8 in. x 4 ft. x 8 ft.	22014808005	25	200	1077	12	96	553
	1/2 in. x 4 ft. x 8 ft.	1/2 in. x 4 ft. x 8 ft.	22024808005	25	200	1247	12	96	634
	3/4 in. x 4 ft. x 8 ft.	3/4 in. x 4 ft. x 8 ft.	22034808005	20	160	1638	10	80	854

*To order full units, add F to the end of the order number. To order a half unit, add H to the end of the order number, where applicable.

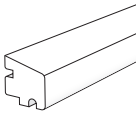
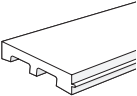
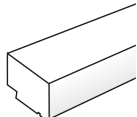
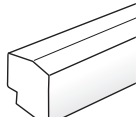
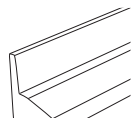
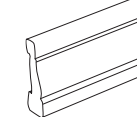
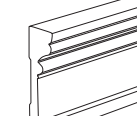
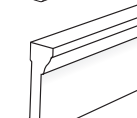
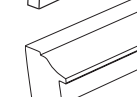
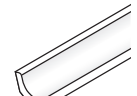
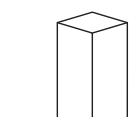
**Weights include pallet.

Profiles

Smooth, Satin Finish, Natural White			CARTONS			
	Nominal/Actual	Order Number	Length	PCS/CTN	LF/CTN	Weight [†] lbs/CTN
	BRICKMOULD					
	1-1/8 in. x 2 in. x 7 ft.	41020207005B	7 ft.	14	98	50
	1-1/8 in. x 2 in. x 10 ft.	41020210005B	10 ft.	14	140	65
	1-1/8 in. x 2 in. x 17 ft.	41020217005B	17 ft.	14	238	100
	PAINT GRADE BRICKMOULD					
	1-1/8 in. x 2 in. x 7 ft.	41025107005B	7 ft.	14	98	45
	1-1/8 in. x 2 in. x 10 ft.	41025100005B	10 ft.	14	140	60
	1-1/8 in. x 2 in. x 17 ft.	41025116005B	17 ft.	14	238	100
	J-CHANNEL BRICKMOULD					
	1-1/4 in. x 2 in. x 17 ft.	41151517005B	17 ft.	12	204	90
	#49 CROWN					
	11/16 in. x 3-5/8 in. x 16 ft.	41040416005B	16 ft.	8	128	50
	#47 CROWN					
	11/16 in. x 4-5/8 in. x 16 ft.	41040516005B	16 ft.	6	96	50
	#45 CROWN					
	9/16 in. x 5-1/4 in. x 16 ft.	41041316005B	16 ft.	7	112	45
	RAMS CROWN					
	1-13/32 in. x 2-1/16 in. x 16 ft.	41141616005B	16 ft.	8	128	55
	BASE CAP					
	11/16 in. x 1-1/8 in. x 16 ft.	41070816005B	16 ft.	32	512	50
	RAKE					
	1 in. x 2 in. x 16 ft.	41111216005B	16 ft.	10	160	50
	QUARTER ROUND					
	3/4 in. x 3/4 in. x 16 ft.	41062116005B	16 ft.	38	608	65
	DRIP CAP					
	11/16 in. x 1-5/8 in. x 16 ft.	41030316005B	16 ft.	22	352	60
	SHINGLE MOULD					
	11/16 in. x 1-5/8 in. x 16 ft.	41080316005B	16 ft.	18	288	30
	BED MOULD					
	9/16 in. x 1-5/8 in. x 16 ft.	41050616005B	16 ft.	24	384	50
	LATTICE					
	1/4 in. x 1-1/2 in. x 16 ft.	41202016005B	16 ft.	50	800	75

[†]Weights include carton.

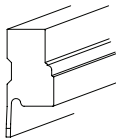
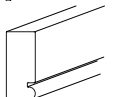
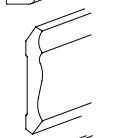
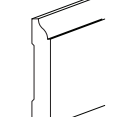
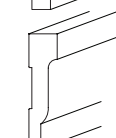
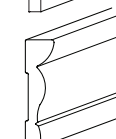
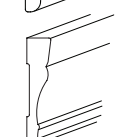
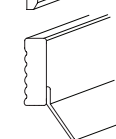
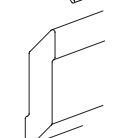
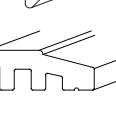
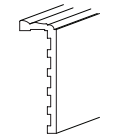
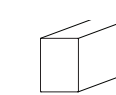
Profiles continued

Smooth, Satin Finish, Natural White			CARTONS			
	Nominal/Actual	Order Number	Length	PCS/CTN	LF/CTN	Weight † lbs/CTN
	SILL NOSE					
	1-5/16 in. x 1-3/8 in. x 16 ft.	41101116005B	16 ft.	9	144	50
	SILL					
	1-1/4 in. x 5 in. x 16 ft.	41131416005B	16 ft.	3	48	50
	HISTORIC SILL					
	1-3/4 in. x 2-13/16 in. x 16 ft.	41122416005B	16 ft.	4	64	50
	NEW ENGLAND SILL					
	1-3/4 in. x 2-1/32 in. x 16 ft.	41123016005B	16 ft.	6	96	70
	WATER TABLE					
	2 in. x 2-3/4 in. x 16 ft.	41253216005B	16 ft.	5	80	60
	356 CASING					
	11/16 in. x 2-1/4 in. x 16 ft.	41181816005B	16 ft.	16	256	50
	RB3 CASING					
	1-7/64 in. x 3-7/16 in. x 16 ft.	41171716005B	16 ft.	8	128	55
	BACK BAND					
	1-3/16 in. x 4-1/2 in. x 16 ft.	41090916005B	16 ft.	4	64	45
	ADJUSTABLE BACK BAND					
	1-11/32 in. x 1-13/32 in. x 16 ft.	41161916005B	16 ft.	10	160	50
	COVE MOULDING					
	3/4 in. x 3/4 in. x 16 ft.	41192116005B	16 ft.	50	800	60
	INSIDE CORNER POST					
	1-1/4 in. x 1-1/4 in. x 10 ft.	41010110005B	10 ft.	9	90	30

†Weights include carton.

Special Order Profiles

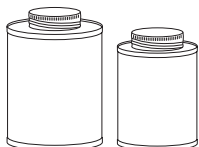
Special Order Profiles must be ordered in full carton quantities. Extended lead times will apply. Contact your CertainTeed Territory Manager for product guidelines, minimum quantities and pricing.

Smooth, Satin Finish, Natural White			CARTONS			
	Nominal/Actual	Order Number	Length	PCS/CTN	LF/CTN	Weight† lbs/CTN
	FLANGED BRICKMOULD					
	1-1/4 in. x 2 in. x 17 ft.	41024617005B	17 ft.	12	204	100
	FLORIDA BRICKMOULD					
	11/16 in. x 1-5/8 in. x 17 ft.	41020317005B	17 ft.	28	476	140
	#49 CROWN SCANT					
	9/16 in. x 3-5/8 in. x 16 ft.	41044016005B	16 ft.	8	128	50
	#623 CENTURY BASEBOARD					
	9/16 in. x 3-1/4 in. x 16 ft.	41075016005B	16 ft.	10	160	55
	3" SHINGLE RAKE					
	3/4 in. x 3-1/8 in. x 16 ft.	41114116005B	16 ft.	10	160	60
	A-3 COLONIAL CASING					
	1/2 in. x 2 in. x 16 ft.	41184216005B	16 ft.	22	362	64
	A-6 CLASSIC CASING					
	9/16 in. x 2-3/4 in. x 16 ft.	41184316005B	16 ft.	14	224	47
	GARAGE DOOR STOP					
	7/16 in. x 1-15/16 in. x 16 ft.	41224716005B	16 ft.	14	224	40
	ATTIC (GABLE) VENT LOUVER					
	11/16 in. x 3-1/2 in. x 16 ft.	41214416005B	16 ft.	7	112	60
	ATTIC (GABLE) VENT SILL					
	1-1/8 in. x 3-1/4 in. x 16 ft.	41214516005B	16 ft.	5	80	65
	WINDOW SILL WITH CASING					
	2-3/16 in. x 6-3/4 in. x 16 ft.	41134916005B	16 ft.	2	32	45
	TRANSOM MULL					
	1-1/16 in. x 1-1/2 in. x 16 ft.	41134816005B	16 ft.	12	192	80

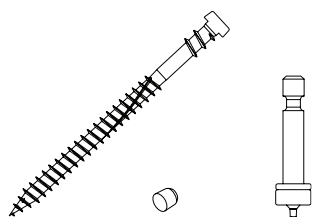
†Weights include carton.

Adhesives

TrimTight™ (Gorilla PVC™)		CARTONS		
Description	Order Number	PCS/CTN	Weight lbs/CTN	
8 oz. Can	60302801001C	10	9	
16 oz. Can	60302601001C	24	35	



Cortex® Hidden Fastening System



Smooth – 2 in. Screws		CARTONS	
Description	Order Number	Boxes/CTN	Net Weight lbs/CTN
50 LF Box - 75 screws (2 in.), 100 plugs, 1 setting tool	63180130005C	10	11
250 LF Box - 375 screws (2 in.), 400 plugs, 3 setting tools	63180135005C	6	27
750 LF Box - 1,125 screws (2 in.), 1,200 plugs, 6 setting tools	63180140005C	1	15

TrueTexture™ Woodgrain – 2 in. Screws		CARTONS	
Description	Order Number	Boxes/CTN	Net Weight lbs/CTN
50 LF Box - 75 screws (2 in.), 100 plugs, 1 setting tool	63380130005C	10	11
250 LF Box - 375 screws (2 in.), 400 plugs, 3 setting tools	63380135005C	6	27
750 LF Box - 1,125 screws (2 in.), 1,200 plugs, 6 setting tools	63380140005C	1	15

Smooth – 2-3/4 in. Screws		CARTONS	
Description	Order Number	Boxes/CTN	Net Weight lbs/CTN
250 LF Box - 375 screws (2-3/4 in.), 400 plugs, 3 setting tools	63182335005C	6	27
750 LF Box - 1,125 screws (2-3/4 in.), 1,200 plugs, 6 setting tools	63182340005C	1	15

NEW

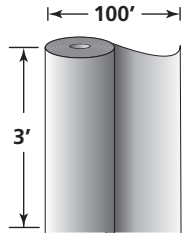
TrueTexture Woodgrain – 2-3/4 in. Screws		CARTONS	
Description	Order Number	Boxes/CTN	Net Weight lbs/CTN
250 LF Box - 375 screws (2-3/4 in.), 400 plugs, 3 setting tools	63382335005C	6	27

Premium CertaWrap™

Weather Resistant Barrier

House Wrap

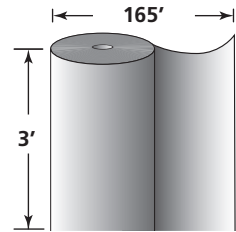
PREMIUM 3' x 100' ROLL



Product Code: 69230
 Finish: No Finish
 Length: 100'
 Width: 3'
 Thickness: 12.9 mils
 Rolls/Pallet: 144
 Sq. Ft./Roll: 300
 lbs./Roll: ≤ 7

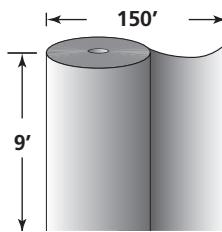
Product Code	69230	69236	69231	69237	69232	69233	69241
	Premium 3' x 100' Roll	Premium 3' x 165' Roll	Premium 4.5' x 200' Roll	Premium 5' x 200' Roll	Premium 9' x 100' Roll	Premium 9' x 150' Roll	Standard 9' x 100' Roll
Sandstone Beige (15)	●	●	●	●	●	●	
No Color (00)							●

PREMIUM 3' x 165' ROLL



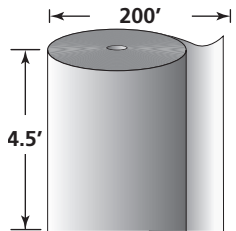
Product Code: 69236
 Finish: No Finish
 Length: 165'
 Width: 3'
 Thickness: 12.9 mils
 Rolls/Pallet: 96
 Sq. Ft./Roll: 495
 lbs./Roll: ≤ 12

PREMIUM 9' x 150' ROLL



Product Code: 69233
 Finish: No Finish
 Length: 150'
 Width: 9'
 Thickness: 12.9 mils
 Rolls/Pallet: 36
 Sq. Ft./Roll: 1,350
 lbs./Roll: ≤ 31

PREMIUM 4.5' x 200' ROLL

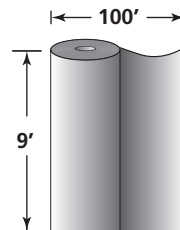


Product Code: 69231
 Finish: No Finish
 Length: 200'
 Width: 4.5'
 Thickness: 12.9 mils
 Rolls/Pallet: 32
 Sq. Ft./Roll: 900
 lbs./Roll: ≤ 20

Standard CertaWrap™

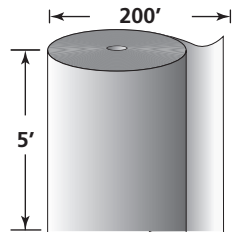
Weather Resistant Barrier

NEW STANDARD 9' x 100' ROLL



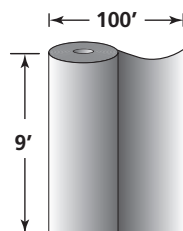
Product Code: 69241
 Finish: No Finish
 Length: 100'
 Width: 9'
 Thickness: 5.0 mils
 Rolls/Pallet: 78
 Sq. Ft./Roll: 900
 lbs./Roll: ≤ 15

PREMIUM 5' x 200' ROLL



Product Code: 69237
 Finish: No Finish
 Length: 200'
 Width: 5'
 Thickness: 12.9 mils
 Rolls/Pallet: 32
 Sq. Ft./Roll: 1,000
 lbs./Roll: ≤ 22

PREMIUM 9' x 100' ROLL

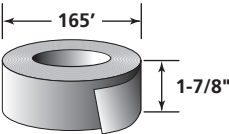


**ASK ABOUT
CO-BRANDING!**

Product Code: 69232
 Finish: No Finish
 Length: 100'
 Width: 9'
 Thickness: 12.9 mils
 Rolls/Pallet: 40
 Sq. Ft./Roll: 900
 lbs./Roll: ≤ 21

9' x 100' is also available in a co-brand option.

CERTATAPETM
CONSTRUCTION TAPE
1-7/8" x 165' ROLL



Product Code: 69921
Finish: No Finish
Length: 165'
Width: 1-7/8'
Rolls/Case: 24
lbs./Roll: 1 (approx.)
Cases/Pallet: 48
lbs./Ctn.: ≤18

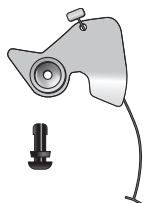
Product Code	69921 1-7/8" x 165' Roll	
Sandstone Beige (15)	●	

For use to seal overlaps, seams, and penetrations

Tools

Tools

SHINGLE REPAIR KIT

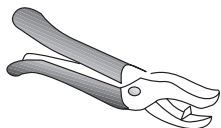


Product Code: 57994

Finish: No Finish
Kits/Ctn.: 24
Cartons/Pallet: 60
lbs./Ctn.: ≤3

Use one kit to repair one Perfection, Half-Round or Rough-Split panel

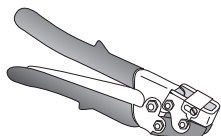
SNAPLOCK PUNCH



Product Code: 57995

Finish: No Finish
Pieces/Ctn.: 1
Cartons/Pallet: 50
lbs./Ctn.: ≤1

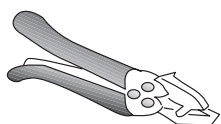
DELUXE SNAPLOCK PUNCH



Product Code: 57996

Finish: No Finish
Pieces/Ctn.: 1
Cartons/Pallet: 50
lbs./Ctn.: ≤1


NAIL SLOT PUNCH



Product Code: 57997

Finish: No Finish
Pieces/Ctn.: 1
Cartons/Pallet: 50
lbs./Ctn.: ≤1

ZIP TOOL



Product Code: 57998

Finish: No Finish
Pieces/Ctn.: 1
Cartons/Pallet: 150
lbs./Ctn.: ≤1

Panel removal tool for vinyl siding except Monogram

Product Code

Product Code	57994	57995	57996	57997	57998	57999
	Shingle Repair Kit	Snaplock Punch	Deluxe Snaplock Punch	Nail Slot Punch	Zip Tool	Monogram Zipper Tool
No Color	•	•	•	•	•	•

MONOGRAM® ZIPPER TOOL

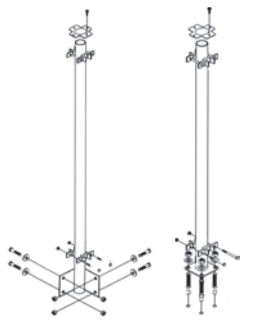


Product Code: 57999


Finish: No Finish
Pieces/Ctn.: 1
Cartons/Pallet: 50
lbs./Ctn.: ≤1

Panel removal tool for Monogram siding only

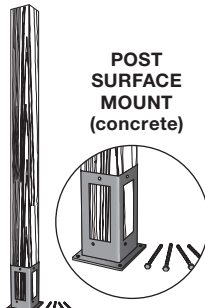
For Routed System – Oxford (Without Brackets)

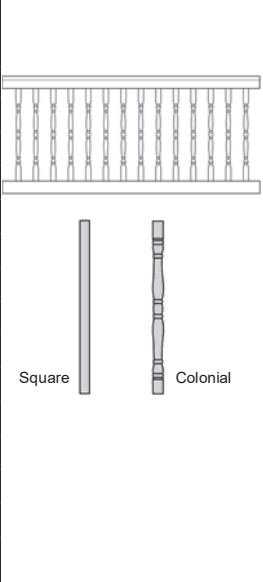
 WOOD CONCRETE	Catalog No.	Routed Post Support Options	Packaged Quantity	Weight
	71450	Post Support Kit (concrete), flat (37-1/2" actual height), for routed system only	1	8.0
	71451	Post Support Kit (concrete), flat (43-1/2" actual height), for routed system only	1	8.0
	71452	Post Support Kit (concrete), stair (48" actual height), for routed system only	1	11.0
	71455	Post Support Kit (wood), flat (42-1/2" actual height)	1	9.5
	71456	Post Support Kit (wood), flat (49-1/2" actual height)	1	9.5
	71457	Post Support Kit (wood), stair (54" actual height)	1	9.5
Kit includes: welded pipe & plate; (2) E-Z set brackets, railing plate & screw; concrete anchors (concrete mount) or bolts (wood mount); nuts & washers				

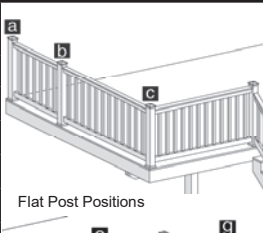
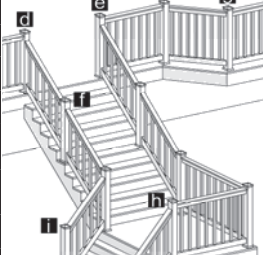
For Bracketed Systems – Oxford and Kingston

 EZ SET II (concrete) THE MOUNT (wood or concrete)	Catalog No.	Bracketed Post Support Options	Packaged Quantity	Weight
	71455	Post Support Kit (wood), flat (42-1/2" actual height)	1	9.5
	71456	Post Support Kit (wood), flat (49-1/2" actual height)	1	9.5
	71457	Post Support Kit (wood), stair (54" actual height)	1	9.5
	Kit includes: welded pipe & plate, (2) E-Z set brackets, railing plate & screw, bolts (wood mount), nuts & washers			
	714610	EZ Set II Bracketed Post Support Kit (concrete), flat (37-1/2 actual height) Kit includes: welded pipe & plate, (4) internal blocks, hardware and concrete anchors	1	8.0
	714611	EZ Set II Bracketed Post Support Kit (concrete), flat (43-1/2 actual height) Kit includes: welded pipe & plate, (4) internal blocks, hardware and concrete anchors	1	8.0
	714615	The Mount 36" height (includes 4" molded PVC guides)	1	12.0
	714616	The Mount 42" height (includes 4" molded PVC guides)	1	14.0
	714617	The Mount Mounting Hardware for Wood & Composite Applications Kit includes: (4) 5/16-18x1" bolts; (4) 5/16-18x6" bolts; (8) flat, SAE washers; (4) #10x3/4" self drilling screws; (1) post mount leveling plate; (1) post mount mounting plate; (4) 5/16-18 hex nuts; (1) bag of (16) #10x1.000 self drilling screws; (1) instruction sheet	1	3.6
	714618	The Mount Mounting Hardware for Concrete Applications Kit includes: (4) 5/16-18x1" bolts; (8) flat, SAE washers; (4) #10x3/4" self drilling screws; (1) post mount leveling plate; (1) bag of (16) #10x1.000 self drilling screws; (4) concrete anchors; (1) instruction sheet	1	1.5

For Bracketed Systems – Panorama

 POST SURFACE MOUNT (concrete)	Catalog No.	Bracketed Post Support Options	Packaged Quantity	Weight
	70818	Post Surface Mount with Wood Insert Includes: 4"x 4" wood insert, mounting hardware for concrete surface and steel mounting plate	1	8.0

	Catalog No.	Boxed Railing Kits (include top + bottom rails and balusters)	Actual Length	White	Almond	Clay	Warm Spice	Rustic Rose	Black	Packaged Quantity	Wt.
	FLAT	Flat Sections									
 <p>Square</p> <p>Colonial</p>	20970	6' Oxford Section, Square Balusters	71-1/2"	•	•	•	•	•	•	1	28.9
	20978	8' Oxford Section, Square Balusters	95-1/2"	•	•	•	•	•	•	1	31.6
	20986	10' Oxford Section, Square Balusters	119-1/2"	•	•	•	•	•	•	1	36.0
	20972	6' Oxford Section, Colonial Balusters	71-1/2"	•	•					1	28.9
	20980	8' Oxford Section, Colonial Balusters	95-1/2"	•	•					1	31.6
	20988	10' Oxford Section, Colonial Balusters	119-1/2"	•						1	36.0
	STAIR Stair Sections										
	20971	6' Oxford Section, Square Balusters	71-1/2"	•	•	•	•	•	•	1	25.7
	20979	8' Oxford Section, Square Balusters	95-1/2"	•	•	•	•	•	•	1	28.4
	20987	10' Oxford Section, Square Balusters	119-1/2"	•						1	36.0
	20973	6' Oxford Section, Colonial Balusters	71-1/2"	•	•					1	25.7
	20981	8' Oxford Section, Colonial Balusters	95-1/2"	•	•					1	28.4
	20989	10' Oxford Section, Colonial Balusters	119-1/2"	•						1	36.0
Oxford Boxed Kits Without Brackets can be used with either brackets or routed post system.											

	Catalog No.	Posts	White	Almond	Clay	Warm Spice	Rustic Rose	Black	Packaged Quantity	Wt.
	Square Posts – Flat									
 <p>Flat Post Positions</p>  <p>Stair Post Positions</p> <p>Square Post</p> <p>Newel Post</p>	66153	End Post Flat (a) – 4" x 4" x 38"	•	•	•	•	•	•	1	4.0
	66152	Line Post Flat (b) – 4" x 4" x 38"	•	•	•	•	•	•	1	4.0
	66151	Corner Post Flat (c) – 4" x 4" x 38"	•	•	•	•	•	•	1	4.0
	66156	Line Post 45° (g) – 4" x 4" x 38"	•	•	•	•	•	•	1	4.0
	649538	Blank Post – 4" x 4" x 38"	•	•	•	•	•	•	1	4.1
	Newel Posts – Flat									
	749038	Blank Post – 4" x 4" x 38"	•						1	4.0
	Square Posts – Stair									
	64631L	Flat to Stair Corner Post Left (d) – 4" x 4" x 38"	•	•	•	•	•	•	1	4.0
	64631R	Flat to Stair Corner Post Right (e) – 4" x 4" x 38"	•	•	•	•	•	•	1	4.0
	66252	Line Post Stair (f) – 4" x 4" x 48"	•	•	•	•	•	•	1	5.0
	64632	Flat to Stair Line Post (h) – 4" x 4" x 38"	•	•	•	•	•	•	1	4.0
	66253	End Post Stair (i) – 4" x 4" x 48"	•	•	•	•	•	•	1	5.0
	66558	Inground End Post Stair – 4" x 4" x 75"	•	•	•	•	•	•	1	7.0
	649548	Blank Post – 4" x 4" x 48"	•	•	•	•	•	•	1	5.2
	Newel Posts – Stair									
	749044	Blank Post – 4" x 4" x 44"	•						1	4.5

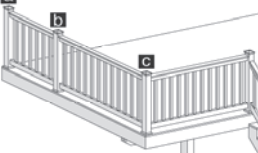

Refer to page 68 for mounting hardware and gate information.

Refer to page 73 for finishing accessories.

Refer to page 79 for porch posts, columns, and post wraps.

Almond Color: specify "AL" after part number.
 Clay Color: specify "C" after part number.
 Warm Spice Color: specify "WS" after part number.
 Rustic Rose Color: specify "RR" after part number.
 Black Color: specify "BK" after part number.

	Catalog No.	Boxed Railing Kits (include top + bottom rails and balusters)	Actual Length	White	Almond	Clay	Warm Spice	Rustic Rose	Black	Packaged Quantity	Wt.
	FLAT Flat Sections										
	20974	6' Oxford Section, Square Balusters	71-1/2"	•	•	•	•	•	•	1	31.1
	20982	8' Oxford Section, Square Balusters	95-1/2"	•	•	•	•	•	•	1	36.0
	20990	10' Oxford Section, Square Balusters	119-1/2"	•	•	•	•	•	•	1	37.8
	20976	6' Oxford Section, Colonial Balusters	71-1/2"	•	•					1	31.1
	20984	8' Oxford Section, Colonial Balusters	95-1/2"	•	•					1	36.0
	20992	10' Oxford Section, Colonial Balusters	119-1/2"	•						1	37.8
	STAIR Stair Sections										
	20975	6' Oxford Section, Square Balusters	71-1/2"	•	•	•	•	•	•	1	27.3
20983	8' Oxford Section, Square Balusters	95-1/2"	•						1	36.0	
20991	10' Oxford Section, Square Balusters	119-1/2"	•						1	37.8	
20977	6' Oxford Section, Colonial Balusters	71-1/2"	•						1	27.3	
20985	8' Oxford Section, Colonial Balusters	95-1/2"	•						1	36.0	
20993	10' Oxford Section, Colonial Balusters	119-1/2"	•						1	37.8	
Oxford Boxed Kits Without Brackets can be used with either brackets or routed post system.											

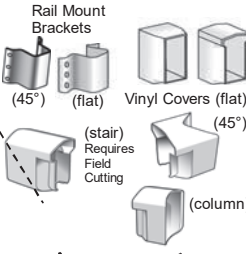


	Catalog No.	Square Posts	White	Almond	Clay	Warm Spice	Rustic Rose	Black	Packaged Quantity	Wt.
 Flat Post Positions	Flat Sections									
	66163	End Post Flat (a) – 4" x 4" x 44"	•	•	•	•	•	•	1	5.0
	66162	Line Post Flat (b) – 4" x 4" x 44"	•	•	•	•	•	•	1	5.0
	66161	Corner Post Flat (c) – 4" x 4" x 44"	•	•	•	•	•	•	1	5.0
	66166	Line Post 45° (g) – 4" x 4" x 44"	•	•	•	•	•	•	1	5.0
	649544	Blank Post – 4" x 4" x 44"	•	•	•	•	•	•	1	4.7
 Stair Post Positions	Stair Posts									
	64641L	Flat to Stair Corner Post Left (d) – 4" x 4" x 44"	•	•	•	•	•	•	1	4.5
	64641R	Flat to Stair Corner Post Right (e) – 4" x 4" x 44"	•	•	•	•	•	•	1	4.5
	66462	Line Post Stair (f) – 4" x 4" x 51-1/2"	•	•	•	•	•	•	1	4.5
	64642	Flat to Stair Line Post (h) – 4" x 4" x 44"	•	•	•	•	•	•	1	4.5
	66463	End Post Stair (i) – 4" x 4" x 51-1/2"	•	•	•	•	•	•	1	5.5
	66568	Inground End Post Stair – 4" x 4" x 75"	•	•	•	•	•	•	1	7.5
	649552	Blank Post – 4" x 4" x 51-1/2"	•	•	•	•	•	•	1	5.7

Refer to page 69 for mounting hardware and gate information.

Refer to page 73 for finishing accessories.

Refer to page 79 for porch posts, columns, and post wraps.

Almond Color: specify "AL" after part number.
 Clay Color: specify "C" after part number.
 Warm Spice Color: specify "WS" after part number.
 Rustic Rose Color: specify "RR" after part number.
 Black Color: specify "BK" after part number.

	Catalog No.	Mounting Hardware	White	Almond	Clay	Warm Spice	Rustic Rose	Black	Packaged Quantity	Wt.
	Bracket Hardware Options									
	71348	T-Rail Rail Mount Hardware Pack, flat*	•	•	•	•	•	•	1	1.0
	71349	T-Rail Rail Mount Hardware Pack, stair*	•	•	•	•	•	•	1	1.0
	71343	T-Rail Rail Mount Hardware Pack, 45°*	•	•	•	•	•	•	1	1.1
	71344	T-Rail Rail Mount Hardware Pack, column**	•	•	•	•	•	•	1	0.5
	*Pack includes: 4 aluminum brackets, 2 2x4 and 2 T-Rail vinyl covers, screws **Pack includes: 2 aluminum brackets, 1 2x4 and 1 T-Rail vinyl cover, screws									
	Post Support Options									
	Catalog No.	Post Support Options	White	Almond	Clay	Warm Spice	Rustic Rose	Black	Packaged Quantity	Wt.
	71450	Post Support Kit (concrete), flat (37-1/2" actual height), for routed system only							1	8.0
	71452	Post Support Kit (concrete), stair (48" actual height), for routed system only							1	11.0
	71455	Post Support Kit (wood), flat (42-1/2" actual height)							1	9.5
	71457	Post Support Kit (wood), stair (54" actual height) Kit includes: Welded pipe & plate, (2) EZ set brackets, railing plate & screw, concrete anchors (concrete mount) or bolts (wood mount), nuts & washers							1	9.5
	714610	EZ Set II Bracketed Post Support Kit (concrete), flat (37-1/2" actual height) Kit includes: Welded pipe and plate, (4) internal blocks, hardware and concrete anchors							1	8.0
	714615	The Mount 36" height (includes 4" molded pvc guides)							1	12.0
	714617	The Mount Mounting Hardware for Wood & Composite Applications Kit includes: (4) 5/16-18x1" bolts; (4) 5/16-18x6" bolts; (8) flat, SAE washers; (4) #10x3/4" self drilling screws; (1) post mount leveling plate; (1) post mount mounting plate; (4) 5/16-18 hex nuts; (1) bag of (16) #10x1.000 self drilling screws; (1) instruction sheet							1	3.6
	714618	The Mount Mounting Hardware for Concrete Applications Kit includes: (4) 5/16-18x1" bolts; (8) flat, SAE washers; (4) #10x3/4" self drilling screws; (1) post mount leveling plate; (1) bag of (16) #10x1.000 self drilling screws; (4) concrete anchors; (1) instruction sheet							1	1.5
	For complete installation of The Mount, order both The Mount and either Hardware kit, depending upon application.									
	Catalog No.	Gates (builds up to 60" wide gate)	White	Almond	Clay	Warm Spice	Rustic Rose	Black	Packaged Quantity	Box Wt.
	Catalog No.	Replacement Packs	White	Almond	Clay	Warm Spice	Rustic Rose	Black	Packaged Quantity	Box Wt.
	631021	3' Oxford Gate Kit, Square Balusters	•	•	•	•	•	•	1	35.7
	631022	3' Oxford Gate Kit, Colonial Balusters	•	•	•	•	•	•	1	36.3
	Kit includes: (2) aluminum reinforced uprights, (2) upright caps, (2) 2x4 aluminum reinforced rails, (10) balusters, (16) stainless steel screws, (2) self-closing gate hinges, (1) gate latch.									
	28504	Oxford 8' Rail Pack, Flat	•	•	•	•	•	•	1	17.0
	28508	Oxford 8' Rail Pack, Stair	•	•	•	•	•	•	1	17.0
	37153F	Square Baluster Replacement Pack, 39-1/4**	•	•	•	•	•	•	19	13.4
	37142F	Colonial Baluster Replacement Pack, 33-1/4"	•	•	•	•	•	•	19	13.4
	* Square 39-1/4" baluster requires field cutting for 3'									

Refer to page 73 for finishing accessories.

Refer to page 79 for porch posts, columns, and post wraps.

Almond Color: specify "AL" after part number.
 Clay Color: specify "C" after part number.
 Warm Spice Color: specify "WS" after part number.
 Rustic Rose Color: specify "RR" after part number.
 Black Color: specify "BK" after part number.

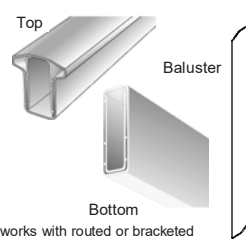
<p>Rail Mount Brackets (45°) (flat) Vinyl Covers (flat) (45°) (stair) Requires Field Cutting (column)</p> <p>Concrete Wood</p> <p>EZSet II</p> <p>The Mount</p>	Catalog No.	Mounting Hardware	White	Almond	Clay	Warm Spice	Rustic Rose	Black	Packaged Quantity	Wt.	
	Bracket Hardware Options										
	71348	T-Rail Rail Mount Hardware Pack, flat*	•	•	•	•	•	•	1	1.0	
	71349	T-Rail Rail Mount Hardware Pack, stair*	•	•	•	•	•	•	1	1.0	
	71343	T-Rail Rail Mount Hardware Pack, 45°*	•	•	•	•	•	•	1	1.1	
	71344	T-Rail Rail Mount Hardware Pack, column**	•	•	•	•	•	•	1	0.5	
	*Pack includes: 4 aluminum brackets, 2 2x4 and 2 T-Rail vinyl covers, screws **Pack includes: 2 aluminum brackets, 1 2x4 and 1 T-Rail vinyl cover, screws										
	Post Support Options										
	71451	Post Support Kit (concrete), flat (43-1/2" actual height), for routed system only								1	8.0
	71452	Post Support Kit (concrete), stair (48" actual height), for routed system only								1	11.0
71456	Post Support Kit (wood), flat (49-1/2" actual height)								1	9.5	
71457	Post Support Kit (wood), stair (54" actual height) Kit includes: Welded pipe & plate, (2) EZ set brackets, railing plate & screw, concrete anchors (concrete mount) or bolts (wood mount), nuts & washers								1	9.5	
714611	EZ Set II Bracketed Post Support Kit (concrete), flat (43-1/2" actual height) Kit includes: Welded pipe and plate, (4) internal blocks, hardware and concrete anchors								1	8.0	
714616	The Mount 42" height (includes 4" molded pvc guides)								1	14.0	
714617	The Mount Mounting Hardware for Wood & Composite Applications Kit includes: (4) 5/16-18x1" bolts; (4) 5/16-18x6" bolts; (8) flat, SAE washers; (4) #10x3/4" self drilling screws; (1) post mount leveling plate; (1) post mount mounting plate; (4) 5/16-18 hex nuts; (1) bag of (16) #10x1.000 self drilling screws; (1) instruction sheet								1	3.6	
714618	The Mount Mounting Hardware for Concrete Applications Kit includes: (4) 5/16-18x1" bolts; (8) flat, SAE washers; (4) #10x3/4" self drilling screws; (1) post mount leveling plate; (1) bag of (16) #10x1.000 self drilling screws; (4) concrete anchors; (1) instruction sheet For complete installation of The Mount, order both The Mount and either Hardware kit, depending upon application.								1	1.5	
Catalog No.	Gates (builds up to 60" wide gate)	White	Almond	Clay	Warm Spice	Rustic Rose	Black	Packaged Quantity	Box Wt.		
631023	3-1/2' Oxford Gate Kit, Square Balusters	•	•	•	•	•	•	1	39.3		
631024	3-1/2' Oxford Gate Kit, Colonial Balusters	•	•					1	38.7		
Kit includes: (2) aluminum reinforced uprights, (2) upright caps, (2) 2x4 aluminum reinforced rails, (10) balusters, (16) stainless steel screws, (2) self-closing gate hinges, (1) gate latch.											
Catalog No.	Replacement Packs	White	Almond	Clay	Warm Spice	Rustic Rose	Black	Packaged Quantity	Box Wt.		
28504	Oxford 8' Rail Pack, Flat	•	•	•	•	•	•	1	17.0		
28508	Oxford 8' Rail Pack, Stair	•	•	•	•	•	•	1	17.0		
37153F	Square Baluster Replacement Pack, 39-1/4"	•	•	•	•	•	•	19	13.4		
37143F	Colonial Baluster Replacement Pack, 39-1/4" * Square 39-1/4" baluster requires field cutting for 3'	•	•					19	13.4		

Refer to page 73 for finishing accessories.


Refer to page 79 for porch posts, columns and post wraps.

Almond Color: specify "AL" after part number.
Clay Color: specify "C" after part number.
Warm Spice Color: specify "WS" after part number.
Rustic Rose Color: specify "RR" after part number.
Black Color: specify "BK" after part number.

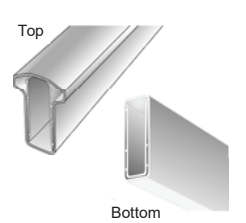
Oxford – Glass Railing

	Catalog No.	3-1/2" Glass System Rail Packs (include top + bottom rails)	Actual Length	White	Almond	Clay	Warm Spice	Rustic Rose	Black	Packaged Quantity	Wt.
	28513	6' Oxford Rail Pack, Flat	71-1/2"	•	•	•	•	•	•	1	24.0
	28517	6' Oxford Rail Pack, Stair Routed for Glass Balusters	71-1/2"	•	•	•	•	•	•	1	26.0
	Catalog No.	Glass System Baluster Packs (for flat and stair sections)								Packaged Quantity	Wt.
	71370F	Glass Balusters 6' Pack 4" x 3/8" x 38-1/4", Clear								8	33.1
	71370FG	Glass Balusters 6' Pack 4" x 3/8" x 38-1/4", Smoked Refer to pages 128 & 130 for post mounting hardware								8	33.1

Oxford – Steep Stair

	Catalog No.	Steep Stair Rail Packs* 37°-42° Applications (include top + bottom rails)	Actual Length	White	Almond	Clay	Warm Spice	Rustic Rose	Black	Packaged Quantity	Wt.
	28393	6' Oxford Rail Pack, Stair	71-1/2"	•	•	•	•	•	•	1	14.5
	28394	8' Oxford Rail Pack, Stair Routed for steep stair (37°-42°) applications	95-1/2"	•	•	•	•	•	•	1	18.0
	Catalog No.	Steep Stair Baluster Packs (include section quantities of balusters)		White	Almond	Clay	Warm Spice	Rustic Rose	Black	Packaged Quantity	Wt.
	37159F	Square Baluster 6' Pack, 37-3/4"		•	•	•	•	•	•	11	9.5
	37161F	Square Baluster 8' Pack, 37-3/4" *Works with routed system only. Refer to pages 65 & 66 for post information.		•	•	•	•	•	•	15	12.9

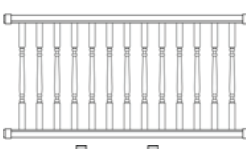
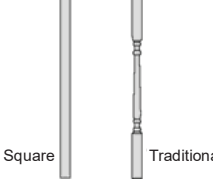
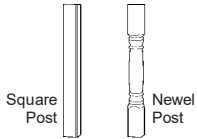
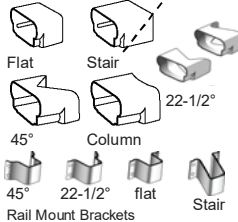

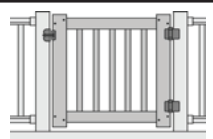
Oxford – Replacement Packs

	Catalog No.	Replacement Packs Oxford Railing	White	Almond	Clay	Warm Spice	Rustic Rose	Black	Packaged Quantity	Wt.
	28504	Oxford 8' Rail Pack, Flat	•	•	•	•	•	•	1	17.0
	28508	Oxford 8' Rail Pack, Stair	•	•	•	•	•	•	1	17.0
	37153F	Square Baluster Replacement Pack, 39-1/4"	•	•	•	•	•	•	19	13.4
	37142F	Colonial Baluster Replacement Pack, 33-1/4"	•	•					19	13.4
	37143F	Colonial Baluster Replacement Pack, 39-1/4"	•	•					19	13.4
		*Square 39-1/4" baluster requires field cutting for 3"								

Refer to page 73 for finishing accessories.

Refer to page 79 for porch posts, columns and post wraps.

Almond Color: specify "AL" after part number.
Clay Color: specify "C" after part number.
Warm Spice Color: specify "WS" after part number.
Rustic Rose Color: specify "RR" after part number.
Black Color: specify "BK" after part number.

	Catalog No.	Boxed Railing Kits (Includes: top + bottom rails, balusters, crush block & rail mount bracket hardware)	Actual Length	White	Almond	Clay	Warm Spice	Rustic Rose	Black	Pkgd Quant.	Wt.
	FLAT	Sections with Flat Brackets									
	285006	6' Kingston Section, Square Balusters	68-1/2"	•	•	•	•	•	•	1	22.1
	285008	8' Kingston Section, Square Balusters	92-1/2"	•	•	•	•	•	•	1	30.2
	285010	10' Kingston Section, Square Balusters	116-1/2"	•	•	•	•	•	•	1	36.4
	285206	6' Kingston Section, Traditional Balusters	68-1/2"	•	•	•	•	•	•	1	22.1
	285208	8' Kingston Section, Traditional Balusters	92-1/2"	•	•	•	•	•	•	1	30.2
	285210	10' Kingston Section, Traditional Balusters	116-1/2"	•	•	•	•	•	•	1	36.4
	286006	6' Kingston Section, Square Balusters	68-1/2"	•	•	•	•	•	•	1	20.9
	286008	8' Kingston Section, Square Balusters	92-1/2"	•	•	•	•	•	•	1	28.4
	286206	6' Kingston Section, Traditional Balusters	68-1/2"	•	•	•	•	•	•	1	20.9
	286208	8' Kingston Section, Traditional Balusters	92-1/2"	•	•	•	•	•	•	1	28.4
	Catalog No.	Blank Posts		White	Almond	Clay	Warm Spice	Rustic Rose	Black	Pkgd Quant.	Wt.
	649538	4" x 4" x 38" Square Post		•	•	•	•	•	•	1	4.1
	649544	4" x 4" x 44" Square Post		•	•	•	•	•	•	1	4.7
	749038	4" x 4" x 38" Newel Post		•	•	•	•	•	•	1	4.0
	Catalog No.	Mounting Hardware		White	Almond	Clay	Warm Spice	Rustic Rose	Black	Pkgd Quant.	Wt.
		Bracket Hardware Options									
	704132	Kingston Rail Mount Hardware Pack, flat*		•	•	•	•	•	•	1	2.0
	704246	Kingston Rail Mount Hardware Pack, stair/steep stair**		•	•	•	•	•	•	1	3.0
	704147	Kingston Rail Mount Hardware Pack, column***		•	•	•	•	•	•	1	1.4
	704145	Kingston Rail Mount Hardware Pack, 45° *		•	•	•	•	•	•	1	2.8
	704143	Kingston Rail Mount Hardware Pack, 22-1/2° *		•	•	•	•	•	•	1	2.8
		*Pack Includes: (4) aluminum brackets, (4) vinyl covers, (1) crush block & screws									
		**Pack Includes: (4) aluminum brackets, (4) vinyl covers & screws									
		***Pack Includes: (2) aluminum brackets, (2) vinyl covers, (1) crush block & screws									
		Post Support Options									
	714610	EZ Set II Bracketed Post Support Kit (concrete), flat (37-1/2" actual height) Kit includes: welded pipe & plate, (4) internal blocks, hardware and concrete anchors								1	8.0
	714615	The Mount 36" height								1	12.0
	714617	The Mount Mounting Hardware for Wood & Composite Applications Kit includes: (4) 5/16-18x1" bolts; (4) 5/16-18x6" bolts; (8) flat, SAE washers; (4) #10x3/4" self drilling screws; (1) post mount leveling plate; (1) post mount mounting plate; (4) 5/16-18 hex nuts; (1) bag of (16) #10x1.000 self drilling screws; (1) instruction sheet								1	3.6
	714618	The Mount Mounting Hardware for Concrete Applications Kit includes: (4) 5/16-18x1" bolts; (8) flat, SAE washers; (4) #10x3/4" self drilling screws; (1) post mount leveling plate; (1) bag of (16) #10x1.000 self drilling screws; (4) concrete anchors; (1) instruction sheet.								1	1.5
For complete installation of The Mount, order both The Mount and either Hardware kit, depending upon application.											
	Catalog No.	Gates (builds up to 60" wide gate)		White	Almond	Clay	Warm Spice	Rustic Rose	Black	Pkgd Quant.	Box Wt.
	631011	3' Kingston Gate Kit, Square Balusters		•	•	•	•	•	•	1	34.3
	631012	3' Kingston Gate Kit, Traditional Balusters		•	•	•	•	•	•	1	35.3
Kit includes: (2) aluminum reinforced uprights, (2) upright caps, (2) 2x3-1/2 aluminum reinforced rails, (10) balusters, (16) stainless steel screws, (2) self-closing gate hinges, (1) gate latch.											
	Catalog No.	Replacement Packs		White	Almond	Clay	Warm Spice	Rustic Rose	Black	Pkgd Quant.	Box Wt.
	284195	Kingston 8' Rail Pack, Flat		•	•	•	•	•	•	2	17.0
	284196	Kingston 8' Rail Pack, Stair		•	•	•	•	•	•	2	17.0
	389218F	Square Baluster Replacement Pack, 39-1/4"		•	•	•	•	•	•	18	13.4
	371018F	Traditional Baluster Replacement Pack, 33-1/4"		•	•	•	•	•	•	18	9.9
*39-1/4" Baluster may require field cutting											
	Catalog No.	Steep Stair		White	Almond	Clay	Warm Spice	Rustic Rose	Black	Pkgd Quant.	Box Wt.
	284296	Kingston 8' Rail Pack, Steep Stair		•	•	•	•	•	•	2	17.0
	389218F	Square Baluster Replacement Pack, 39-1/4"		•	•	•	•	•	•	18	13.4
	371018F	Traditional Baluster Replacement Pack, 33-1/4"		•	•	•	•	•	•	18	9.9
	704246	Kingston Rail Mount Hardware Pack, stair/steep stair**		•	•	•	•	•	•	1	3.0
**Pack Includes: (4) aluminum brackets, (4) vinyl covers & screws											

Refer to page 72 for color codes.

Refer to page 73 for finishing accessories.

Refer to page 79 for porch posts, columns and post wraps.















For more information call 800-233-8990

www.certainteed.com

Kingston Boxed Kits With Brackets

3-1/2' High / 6', 8' & 10' Wide

Vinyl Railing

  Square	Catalog No.	Boxed Railing Kits (Includes: top + bottom rails, balusters, crush block & rail mount bracket hardware)	Actual Length	White	Almond	Clay	Warm Spice	Rustic Rose	Black	Pkgd Quant.	Wt.	
	FLAT Sections with Flat Brackets											
	285016	6' Kingston Section, Square Balusters	68-1/2"	•	•	•	•	•	•	1	22.1	
	285018	8' Kingston Section, Square Balusters	92-1/2"	•	•	•	•	•	•	1	30.2	
	285020	10' Kingston Section, Square Balusters	116-1/2"	•	•	•	•	•	•	1	36.4	
	STAIR Sections with Stair Brackets (crush block not required)											
286306 286308	6' Kingston Section, Square Balusters	68-1/2"	•	•	•	•	•	•	1	22.1		
	8' Kingston Section, Square Balusters	92-1/2"	•	•	•	•	•	•	1	30.2		
 Square Post	Catalog No.	Blank Posts		White	Almond	Clay	Warm Spice	Rustic Rose	Black	Pkgd Quant.	Wt.	
	649544	4" x 4" x 44" Square Post		•	•	•	•	•	•	1	4.7	
	649548	4" x 4" x 48" Square Post		•	•	•	•	•	•	1	4.1	
	649552	4" x 4" x 51-1/2" Square Post		•	•	•	•	•	•	1	4.0	
        Rail Mount Brackets  EZ Set II  The Mount	Catalog No.	Mounting Hardware		White	Almond	Clay	Warm Spice	Rustic Rose	Black	Pkgd Quant.	Wt.	
	Bracket Hardware Options											
	704132	Kingston Rail Mount Hardware Pack, flat*		•	•	•	•	•	•	•	1	2.0
	704246	Kingston Rail Mount Hardware Pack, stair/steep stair**		•	•	•	•	•	•	•	1	3.0
	704147	Kingston Rail Mount Hardware Pack, column***		•	•	•	•	•	•	•	1	1.4
	704145	Kingston Rail Mount Hardware Pack, 45° *		•	•	•	•	•	•	•	1	2.8
	704143	Kingston Rail Mount Hardware Pack, 22-1/2° *		•	•	•	•	•	•	•	1	2.8
	*Pack Includes: (4) aluminum brackets, (4) vinyl covers, (1) crush block & screws			**Pack Includes: (4) aluminum brackets, (4) vinyl covers & screws								
	***Pack Includes: (2) aluminum brackets, (2) vinyl covers, (1) crush block & screws											
	Post Support Options											
	714611	EZ Set II Bracketed Post Support Kit (concrete), flat (43-1/2" actual height) Kit includes: welded pipe & plate, (4) internal blocks, hardware and concrete anchors									1	8.0
	714616	The Mount 42" height (includes 4" molded pvc guides)									1	14.0
714617	The Mount Mounting Hardware for Wood & Composite Applications, Kit includes: (4) 5/16-18x1" bolts; (4) 5/16-18x6" bolts; (8) flat, SAE washers; (4) #10x3/4" self drilling screws; (1) post mount leveling plate; (1) post mount mounting plate; (4) 5/16-18 hex nuts; (1) bag of (16) #10x1.000 self drilling screws; (1) instruction sheet									1	3.6	
714618	The Mount Mounting Hardware for Concrete Applications, Kit includes: (4) 5/16-18x1" bolts; (8) flat, SAE washers; (4) #10x3/4" self drilling screws; (1) post mount leveling plate; (1) bag of (16) #10x1.000 self drilling screws; (4) concrete anchors; (1) instruction sheet											
For complete installation of The Mount, order both The Mount and either Hardware kit, depending upon application.										1	1.5	
	Catalog No.	Gates (builds up to 60" wide gate)		White	Almond	Clay	Warm Spice	Rustic Rose	Black	Pkgd Quant.	Box Wt.	
	631013	3-1/2' Kingston Gate Kit, Square Balusters Kit includes: (2) aluminum reinforced uprights, (2) upright caps, (2) 2x3-1/2 aluminum reinforced rails, (10) balusters, (16) stainless steel screws, (2) self-closing gate hinges, (1) gate latch.		•	•	•	•	•	•	1	37.5	
	Catalog No.	Replacement Packs		White	Almond	Clay	Warm Spice	Rustic Rose	Black	Pkgd Quant.	Box Wt.	
	284195	Kingston 8' Rail Pack, Flat		•	•	•	•	•	•	2	17.0	
	284196	Kingston 8' Rail Pack, Stair		•	•	•	•	•	•	2	17.0	
	389218F	Square Baluster Replacement Pack, 39-1/4" *39-1/4" Baluster may require field cutting		•	•	•	•	•	•	18	13.4	
	Catalog No.	Steep Stair		White	Almond	Clay	Warm Spice	Rustic Rose	Black	Pkgd Quant.	Box Wt.	
	284296	Kingston 8' Rail Pack, Steep Stair		•	•	•	•	•	•	2	17.0	
	389218F	Square Baluster Replacement Pack, 39-1/4"		•	•	•	•	•	•	18	13.4	
	704246	Kingston Rail Mount Hardware Pack, stair/steep stair** **Pack Includes: (4) aluminum brackets, (4) vinyl covers & screws		•	•	•	•	•	•	1	3.0	

Refer to page 73 for finishing accessories.















Refer to page 79 for porch posts, columns and post wraps.

Almond Color: specify "AL" after part number.
Clay Color: specify "C" after part number.
Warm Spice Color: specify "WS" after part number.
Rustic Rose Color: specify "RR" after part number.
Black Color: specify "BK" after part number.

Finishing Accessories

(for use with
Vinyl Railing Systems)

Vinyl Railing



	Catalog No.	Finishing Accessories	White	Almond	Clay	Warm Spice	Rustic Rose	Black	Min. Ord. Quantity	Box Wt.
		Caps and Trims								
Gothic 	70409	Gothic Cap, External – 4" x 4"	•	•					1	0.6
Flat Int. 	70411	Flat Cap, Internal – 4" x 4"	•	•	•				1	0.1
Ball 	70492	Ball Cap, External – 4" x 4"	•	•					1	0.4
Flat Ext. 	70414	Flat Cap, External – 4" x 4"	•	•	•	•	•	•	1	0.3
New England 	70426	New England Cap, External – 4" x 4"	•	•	•	•	•	•	1	0.5
Newel King 	70436	Newel King Cap – 4" x 4"	•						1	0.5
Newel Queen 	70437	Newel Queen Cap – 4" x 4"	•						1	0.5
Decorative Post Trim 	70450	Matte Finish Decorative Post Trim – 4" x 4"	•	•	•	•	•	•	1	0.2
Decorative Post Trim 	70484	Decorative Post Trim – 5" x 5"	•		•				1	0.3
Base Trim Cover 2 Piece 4"x4" 	70401	Post Base Trim Cover, 2 piece – 4" x 4"	•	•	•				1	0.1
Porch Post Trim 5"x5" 	70407	Porch Post Trim, 4 piece – 5" x 5"	•	•	•				1	0.5
Porch Post Trim 4"x4" 	70480	Porch Post Trim, 4 piece – 4" x 4"	•	•					1	0.5
Post Trim 6"x6" 	73048	Post Trim, 4 piece – 6" x 6" – Works with all sizes	•	•					1	0.9
Flat Pyramid 	73047	Flat Pyramid Cap 6" x 6"	•						1	0.7

Almond Color: specify "AL" after part number.
Clay Color: specify "C" after part number.
Warm Spice Color: specify "WS" after part number.
Rustic Rose Color: specify "RR" after part number.
Black Color: specify "BK" after part number.

Finishing Accessories

(for use with
Vinyl Railing Systems)






Vinyl Railing

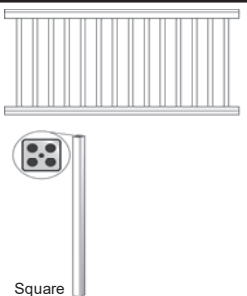
 Square Post  Newel Post	Catalog No.	Blank Post (for use with Vinyl Railing Systems)	White	Almond	Clay	Warm Spice	Rustic Rose	Black	Packaged Quantity	Pack Wt.
	Square Posts									
	649538	4" x 4" Post, 38" length	•	•	•	•	•	•	1	4.1
	649544	4" x 4" Post, 44" length	•	•	•	•	•	•	1	4.7
	649548	4" x 4" Post, 48" length	•	•	•	•	•	•	1	5.2
	649552	4" x 4" Post, 51-1/2" length	•	•	•	•	•	•	1	5.8
	6495107	4" x 4" Decorative Post Cover, 107" length	•	•	•				1	12.5
	5395107	5" x 5" Decorative Post Cover, 107" length	•	•					1	14.0
	73046	6" x 6" Decorative Post Cover, 120" length	•						1	13.0
	Newel Posts									
	749038	4" x 4" Newel Post, 38" length	•						1	4.0
	749044	4" x 4" Newel Post, 44" length	•						1	4.5

Decorative Finishing Accessories
































































(for use with
Vinyl Railing Systems)


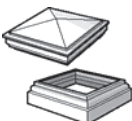

Vinyl Railing

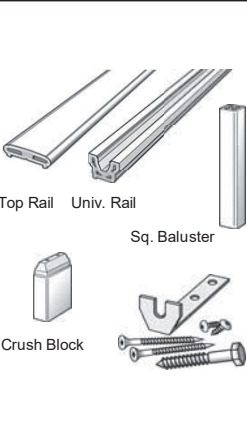

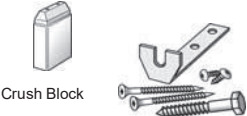
 Decorative Cap  Decorative Post Trim  4" x 4" Solar Cap  5" x 5" Solar Cap  Solar Wedge	Catalog No.	Decorative Post Caps and Trim	Packaged Quantity	Box Wt.
	840141	Antique Brown Decorative 4" x 4" Post Cap	1	0.5
	840142	Antique Copper Decorative 4" x 4" Post Cap	1	0.5
	840143	Antique Gold Decorative 4" x 4" Post Cap	1	0.5
	840144	Antique Gray Decorative 4" x 4" Post Cap	1	0.5
	840145	Patina Decorative 4" x 4" Post Cap	1	0.5
	830001	Antique Brown Decorative 4" x 4" Post Trim	1	0.3
	830002	Antique Copper Decorative 4" x 4" Post Trim	1	0.3
	830003	Antique Gold Decorative 4" x 4" Post Trim	1	0.3
	830004	Antique Gray Decorative 4" x 4" Post Trim	1	0.3
	830005	Patina Decorative 4" x 4" Post Trim	1	0.3
	Catalog No.	Solar Post Caps and Wedges	Packaged Quantity	Box Wt.
	840041	Antique Brown Solar 4" x 4" Post Cap	1	1.0
	840042	Antique Copper Solar 4" x 4" Post Cap	1	1.0
	840043	Antique Gold Solar 4" x 4" Post Cap	1	1.0
	840044	Antique Gray Solar 4" x 4" Post Cap	1	1.0
	840045	Patina Solar 4" x 4" Post Cap	1	1.0
	Solar Cap 5" x 5" Includes Adapter for 4" x 4" Posts			
	840031	Solar Cap 5" x 5" - White	1	2.0
	840032	Solar Cap 5" x 5" - Black	1	2.0
	840033	Solar Cap 5" x 5" - Copper	1	2.0
	840034	Solar Cap 5" x 5" - Stainless	1	2.0
	850031	Solar Wedge - White	1	1.0
	850032	Solar Wedge - Black	1	1.0
	850033	Solar Wedge - Copper	1	1.0
	850034	Solar Wedge - Stainless	1	1.0

 Square	Catalog No.	Boxed Railing Kits Includes Top Rail, 2 Univ. Rails, Balusters, Crush Block, Rail Mount Bracket Hardware	Actual Length	Price/Boxed			Packaged Quantity	Wt.	
				White	Almond	Black			
	Flat Section								
	70003	6' x 36" Section, Square Composite Balusters	67-1/2"	•	•		1	41.0	
	70033	8' x 36" Section, Square Composite Balusters	92-1/2"	•	•		1	55.0	
	Stair Section								
	70053	8' x 36" Section, Square Composite Balusters	92-1/2"	•	•		1	58.0	

	Catalog No.	Rail Component Pack, for use with Composite Square Balusters (sold separately)		Price/Boxed			Packaged Quantity	Wt.
		Includes Top Rail, 2 Univ. Rails, Crush Block, Rail Mount Bracket Hardware	Actual Length	White	Almond	Black		
	Flat							
	70313	6' Panorama Rail Pack, Flat	67-1/2"			●	1	19.4
	70323	8' Panorama Rail Pack, Flat	92-1/2"			●	1	25.8
	Stair							
	70234	6' Panorama Rail Pack, Stair	67-1/2"	●	●	●	1	19.4
	70233	8' Panorama Rail Pack, Stair	92-1/2"	●	●	●	1	25.8


		Shoes																																																																																																																																																																																																																																																																					
---	---	-------	---	---	---	---	---	---	--	---	---	---	---	---	---	---	---	---	---	---	---	---	---	---	---	---	---	---	---	---	---	---	---	---	---	---	---	---	---	---	---	---	---	---	---	---	---	---	---	---	---	---	---	---	---	---	---	---	---	---	---	---	---	---	---	---	---	---	---	---	---	---	---	---	---	---	---	---	---	---	---	---	---	---	---	---	---	---	---	---	---	---	---	---	---	---	---	---	---	---	---	---	---	---	---	---	---	---	---	---	---	---	---	---	---	---	---	---	---	---	---	---	---	---	---	---	---	---	---	---	---	---	---	---	---	---	---	---	---	---	---	---	---	---	---	---	---	---	---	---	---	---	---	---	---	---	---	---	---	---	---	---	---	---	---	---	---	---	---	---	---	---	---	---	---	---	---	---	---	---	---	---	---	---	---	---	---	---	---	---	---	---	---	---	---	---	---	---	---	---	---	---	---	---	---	---	---	---	---	---	---	---	---	---	---	---	---	---	---	---	---	---	---	---	---	---	---	---	---	---	---	---	---	---	---	---	---	---	---	---	---	---	---	---	---	---	---	---	---	---	---	---	---	---	---	---	---	---	---	---	---	---	--

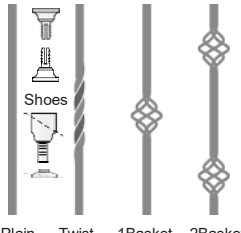
 Post Sleeve	 Post Cap & Trim Ring Kit	 Post Surface Mount	Catalog No.	Posts and Post Accessories	Price/Boxed			Packaged Quantity	Wt.				
					White	Almond	Black						
					70071	40" Post Sleeve	•			•	•	1	4.3
					70073	54" Post Sleeve	•			•	•	1	5.8
					70083	108" Porch Post Sleeve	•			•	•	1	10.3
70093	Post Cap and Trim Ring Kit Kit includes: 1 Pyramid Post Cap + 1 Post Trim Ring	•	•	•	1	1.0							
Post Support Options													
70818	Post Surface Mount with Wood Insert Includes: Includes 4" x 4" wood insert, mounting hardware for concrete surface & steel mounting plate post cap)						1	8.0					

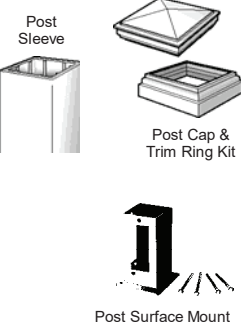
	Catalog No.	Replacement Kits/Master Carton	Price/Boxed			Packaged Quantity	Wt.
			White	Almond	Black		
 Top Rail Univ. Rail Sq. Baluster	70108	Combo Replacement 96" Rail Kit – Kit includes (1) top-rail, (2) undrilled universal rails at 96" lengths	•	•	•	3	25.7
	70103	Replacement Kit – 92-1/2' Top Rail (carton of 6)	•	•	•	6	49.0
	70113	Replacement Kit – 92-1/2' Universal Rail (pre-drilled, carton of 6)	•	•	•	6	49.0
 Crush Block	70123	Replacement Kit – 92-1/2' Universal Rail (no drill, carton of 6)	•	•	•	6	49.0
	70133	Replacement Kit – 42" Square Baluster (37" actual length, carton of 36) requires field cutting for 3' heights	•	•	•	36	60.0
	80133	Crush Block	•	•	•	1	0.5
	70150	Master Rail Mount Bracket Hardware Pack (includes 2-1/2" screws for composite balusters)				1	1.0


Refer to page 68 for vinyl gate option – suitable for use with Panorama.

Almond Color: specify "AL" after part number.
Black Color: specify "BK" after part number.

	Steel Baluster Rail Component Packs for use with Steel Balusters (sold separately) Includes Top Rail, 2 Univ. Rails, Crush Block, Rail Mount Bracket Hardware							
	Catalog No.		Actual Length	White	Almond	Black	Packaged Quantity	Wt.
	Flat							
	70213	6' Panorama Rail Pack, Flat	67-1/2"	•	•	•	1	19.4
	70223	8' Panorama Rail Pack, Flat	92-1/2"	•	•	•	1	25.8
	Stair							
	70234	6' Panorama Rail Pack, Stair	67-1/2"	•	•	•	1	19.4
	70233	8' Panorama Rail Pack, Stair	92-1/2"	•	•	•	1	25.8

	Steel Baluster Rail Component Packs mix & match to design your own section. Includes 10 of 1 style baluster (15 balusters/6' section and 21 balusters/8' section)						
	Catalog No.	Actual Length	Antique Bronze	Oil-Rubbed Bronze	Black	Packaged Quantity	Wt.
	Baluster Shoe Packs (2 shoes/baluster)						
	70400	26.75" Steel Baluster 5/8" Pack, Square Straight	•	•	•	10	9.5
	70410	26.75" Steel Baluster 5/8" Pack, Square 1Basket	•	•	•	10	13.2
	70420	26.75" Steel Baluster 5/8" Pack, Square 2Basket	•	•	•	10	16.5
	70430	26.75" Steel Baluster 5/8" Pack, Square Twist	•	•	•	10	9.5
	80410	Steel Baluster Flat Shoe Bag, Black				20	0.5
	80420	Steel Baluster Stair Shoe Bag, Black				20	1.7

	Posts and Post Accessories						
	Catalog No.	Actual Length	White	Almond	Black	Packaged Quantity	Wt.
	Post Support Options						
	70071	40" Post Sleeve	•	•	•	1	4.3
	70073	54" Post Sleeve	•	•	•	1	5.8
	70083	108" Porch Post Sleeve	•	•	•	1	10.3
	70093	Post Cap and Trim Ring Kit Kit includes: 1 Pyramid Post Cap + 1 Post Trim Ring	•	•	•	1	1.0
	70818	Post Surface Mount with Wood Insert Includes: 4"x4" wood insert, mounting hardware for concrete surface, & steel mounting plate				1	8.0

	Posts and Post Accessories						
	Catalog No.	Actual Length	White	Almond	Black	Packaged Quantity	Wt.
	Post Support Options						
	70108	Combo Replacement 96" Rail Kit – kit includes (1) top-rail, (2) undrilled universal rails at 96" lengths	•	•	•	3	69.0
	70250	Steel and Colonial Baluster Section Master Rail Mount Bracket Hardware Pack (includes 42 of 3" screws for steel & colonial balusters)				1	0.8

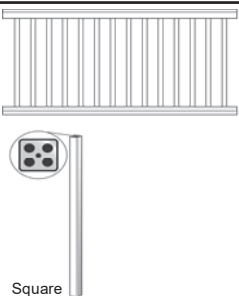
Refer to page 68 for vinyl gate option – suitable for use with Panorama.


Almond Color: specify "AL" after part number.
Oil Rubbed Bronze Finish: specify "OB" after part number.
Black Color: specify "BK" after part number.

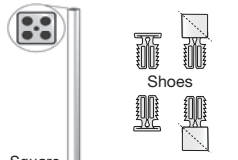
Panorama Boxed Kits With Brackets

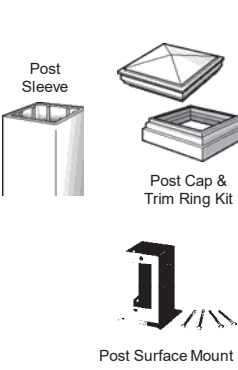
3-1/2' High / 6' & 8' Wide

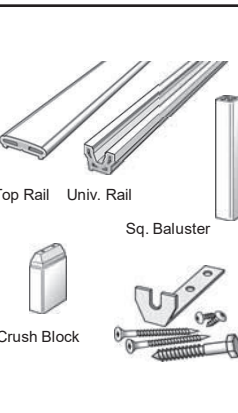
Composite Railing

	Catalog No.	Boxed Railing Kits Includes Top Rail, 2 Univ. Rails, Balusters, Crush Block, Rail Mount Bracket Hardware	Actual Length	Price/Boxed			Packaged Quantity	Wt.	
				White	Almond	Black			
	Flat Section								
	70023	6' x 42" Section, Square Composite Balusters	67-1/2"	•	•		1	45.0	
	70043	8' x 42" Section, Square Composite Balusters	92-1/2"	•	•		1	57.0	
	Stair Section								
	70063	8' x 42" Section, Square Composite Balusters	92-1/2"	•	•		1	63.0	

	Rail Component Pack, for use with Composite Square Balusters (sold separately) Includes Top Rail, 2 Univ. Rails, Crush Block, Rail Mount Bracket Hardware			Price/Boxed			Packaged Quantity	Wt.	
	Catalog No.		Actual Length	White	Almond	Black			
	Flat								
	70313	6' Panorama Rail Pack, Flat	67-1/2"			•	1	19.4	
	70323	8' Panorama Rail Pack, Flat	92-1/2"			•	1	25.8	
	Stair								
	70234	6' Panorama Rail Pack, Stair	67-1/2"			•	1	19.4	
	70233	8' Panorama Rail Pack, Stair	92-1/2"	•	•	•	1	25.8	

	Catalog No.	Square Baluster Component Pack. Includes 15 of same color (13 balusters/6' section and 18 balusters/8' section)	Price/Boxed			Packaged Quantity	Wt.
			White	Almond	Black		
	70134	34" Square Baluster 5/8" Pack, Flat			•	1	26
	70137	37" Square Baluster 5/8" Pack, Stair			•	1	28

	Catalog No.	Posts and Post Accessories	Price/Boxed			Packaged Quantity	Wt.
			White	Almond	Black		
	70073	54" Post Sleeve	•	•	•	1	5.8
	70083	108" Porch Post Sleeve	•	•	•	1	10.3
	70093	Post Cap and Trim Ring Kit Kit includes: 1 Pyramid Post Cap + 1 Post Trim Ring	•	•	•	1	1.0
Post Support Options							
	70818	Post Surface Mount with Wood Insert Includes: 4" x 4" wood insert, mounting hardware for concrete surface & steel mounting plate post cap				1	8.0

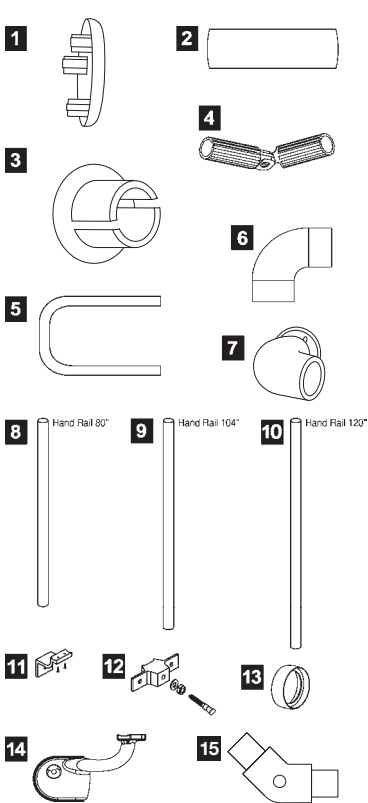
	Catalog No.	Replacement Kits/Master Carton	Price/Boxed			Packaged Quantity	Wt.
			White	Almond	Black		
	70108	Combo Replacement 96" Rail Kit – Kit includes (1) top-rail, (2) undrilled universal rails at 96" lengths	•	•	•	3	25.7
	70103	Replacement Kit – 92-1/2' Top Rail (carton of 6)	•	•	•	6	69.0
	70113	Replacement Kit – 92-1/2' Universal Rail (pre-drilled, carton of 6)	•	•	•	6	49.0
	70123	Replacement Kit – 92-1/2' Universal Rail (no drill, carton of 6)	•	•	•	6	49.0
	70133	Replacement Kit – 42" Square Baluster (37" actual length, carton of 36) requires field cutting for 3' heights	•	•	•	36	60.0
	80133	Crush Block	•	•	•	1	0.5
	70150	Master Rail Mount Bracket Hardware Pack (includes 2-1/2" screws for composite balusters)				1	1.0

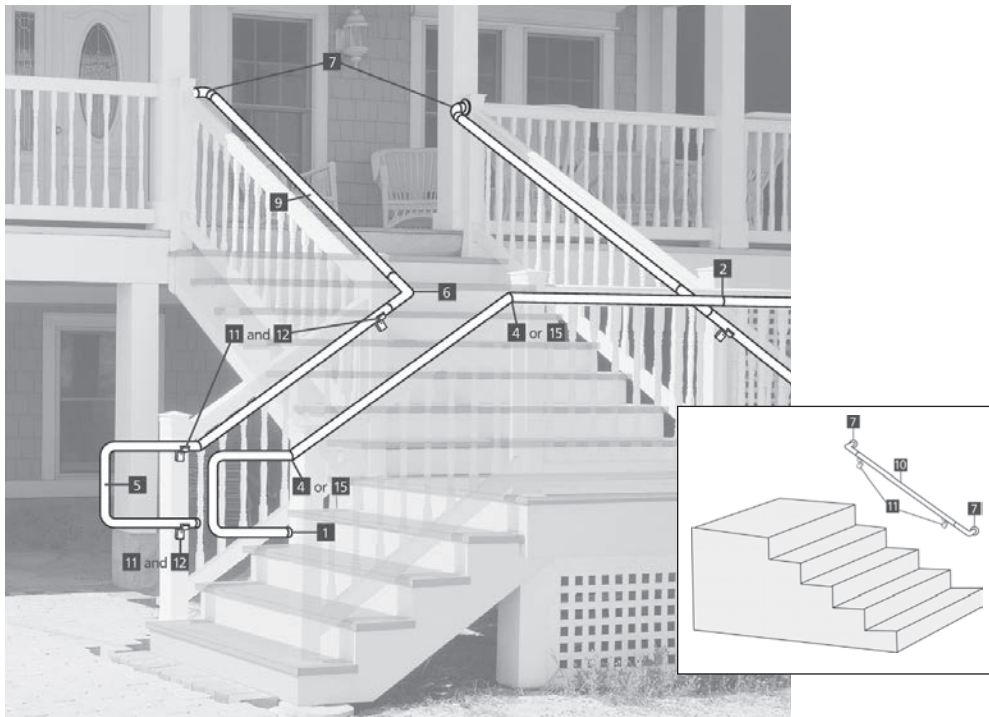
Refer to page 68 for vinyl gate option – suitable for use with Panorama.

Almond Color: specify "AL" after part number.
Black Color: specify "BK" after part number.

Handrail – Aluminum

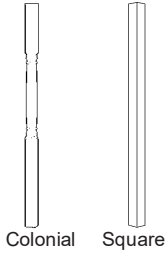
Aluminum Railing

		Catalog No.	Sections	White	Black	Packaged Quantity	Wt.
		74089	1-1/2" Diameter Aluminum End Cap (1) <i>Finishes open end of Handrail</i>	•	•	1	1.0
		74062	Adjustable Internal Aluminum Joiner (4) <i>Used for angles</i>	NA	NA	1	0.1
		74083	1-1/2" OD 180° End Loop (5) <i>Finishes steps or handicap ramps</i>	•	•	1	4.0
		74084	1-1/2" OD – 90° Corner (6) <i>For inside or outside 90° corners</i>	•	•	1	3.0
		74085	1-1/2" OD – 90° Post/Wall Return (7) <i>Terminates handrail into wall or post at 90°</i>	•	•	1	2.0
		74080	1-1/2" OD x 80" Aluminum Handrail (8)	•	•	1	8.0
		74104	1-1/2" OD x 104" Aluminum Handrail (9)	•	•	1	11.0
		74120	1-1/2" OD x 120" Aluminum Handrail (10)	•	•	1	14.0
		74081	Straight Wall Return (3) <i>Terminates handrail straight into a wall or post</i>	•	•	1	1.0
		74070	Handrail Straight Joiner (2) <i>Connects straight runs of handrail</i>	NA	NA	1	0.1
		74069	Handrail Joint Ring (13) <i>Used to finish the connection between pieces (optional)</i>	•	•	1	0.1
		74028	Handrail Bracket Assembly (11)* <i>Connects handrail to wall or post</i>	•	•	1	2.6
		74029	Handrail EZ Post Attachment Kit (12) <i>Connects handrail bracket to post when using EverNew</i>	NA	NA	1	1.8
		74071	Handrail Inside Corner Bracket (14) <i>Connects inside corner to post</i>	•	•	1	1.2
		74088	Aluminum External Joiner (15)	•	•	1	0.5
*Spacing of brackets should be 6 feet on center.							

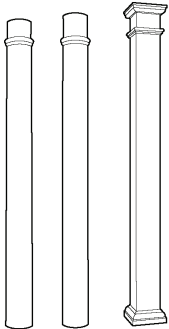


Black Color: specify "BK" after part number.

Porch Posts


 Colonial Square	Catalog No.	Structural Porch Posts	White	Almond	Clay	Packaged Quantity	Wt.
	73017	Colonial Porch Post – 5" x 5" x 108"	•	•		1	34.0
	73020	Colonial Porch Post – 4" x 4" x 108"	•	•		1	22.7
	73019	Square Porch Post – 5" x 5" x 108"	•	•	•	1	23.8
	*Includes tie-down mounting plates and 4-piece post trim for top & bottom						
	Catalog No.	Decorative Porch Posts, Non-Structural	White	Almond	Clay	Packaged Quantity	Wt.
	6495107	Decorative Porch Post Cover – 4" x 4" x 107"	•	•	•	1	12.5
	5395107	Decorative Porch Post Cover – 5" x 5" x 107"	•	•		1	14.0
	73046	Decorative Porch Post Cover – 6" x 6" x 120"	•			1	13.0

Columns

	Catalog No.	Columns and Trim Sets	Packaged Quantity	Wt.
	Columns (with Mounting Plates)			
	73030	Round Tapered Column 8" x 108"	1	37.0
	73031	Round Tapered Column 10" x 108"	1	45.0
	73032	Round Non-Tapered Column – 8" x 108"	1	36.0
	73033	Square Column – 8" x 8" x 108"	1	37.0
	Trim Set (includes Cap, Base, Ring and Mounting Hardware)			
	73035	8" Round Tapered Cap/Base Trim Set	1	5.0
	73036	8" Round Non-Tapered Cap/Base Trim Set	1	5.0
	73037	10" Round Tapered Cap/Base Trim Set	1	5.0
	73038	8" Square Cap/Base Trim Set	1	5.0

For complete column installation, order both column and trim set.

Post Wraps

 Certa-SNAP™ <small>TRANSFORMS WOOD POSTS IN A SNAP</small>	Catalog No.	Certa-Snap® Wrap	White	Almond	Packaged Quantity	Wt.
	Smooth Finish Kits (include 4 post wrap panels and 4 corner trims)					
	239001	Certa-Snap 4" x 4" x 120" Kit	•	•	4	7.9
	239002	Certa-Snap 6" x 6" x 120" Kit	•	•	2	10.3
	Kits must be purchased in full master carton (or packaged) quantities. Base Trim sold separately.					
	Base Trims					
	70489	Certa-Snap 4" x 4" Base Trim	•	•	1	0.5
	70497	Certa-Snap 6" x 6" Base Trim	•	•	1	0.9

Almond Color: specify "AL" after part number.

Posts, Columns and Accessories

Posts, Columns and Accessories

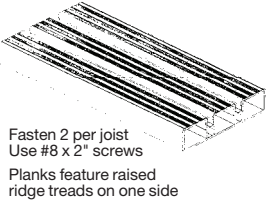
Floor/Ceiling Space Required					
	Catalog No.	Post Size	Type	Outer Dimensions	Notes
For Non Structural Posts					
Decorative Post Trim	70450	4" x 4"	1 Piece	5-1/4" x 5-1/4"	Matte Finish
Decorative Post Trim	70484	5" x 5"	1 Piece	6-1/2" x 6-1/2"	
Decorative Post Trim	73048	6" x 6"	4 Piece	8-3/8" x 8-3/8"	Field Cut to 6 7/8" x 6 7/8" For use with Panorama Post Surface Mount
Post Base Trim	70401	4" x 4"	2 Piece	5-1/2" x 5-1/2"	
Panorama Post Trim Ring	70093	4-1/2" x 4-1/2"	1 Piece	5-1/2" x 5-1/2"	Packaged with Post Cap
For Porch Posts					
Porch Post Trim	70407	5" x 5"	4 Piece	7-7/8" x 7-7/8"	Packaged with Porch Post
Porch Post Trim	70480	4" x 4"	4 Piece	6-1/4" x 6-1/4"	Packaged with Porch Post
For Porch Wraps					
Certa-Snap Trim	70489	4" x 4"	4 Piece	5-5/8" x 5-5/8"	
Certa-Snap Trim	70497	6" x 6"	4 Piece	7-7/8" x 7-7/8"	
For Columns					
Round Tapered Column	73035*	8"	1 Piece	Bottom 10-7/8" x 10-7/8"	Sold as a kit with cap, base/trim
			1 Piece	Top 9-1/8" x 9-1/8"	
Round Tapered Column	73037*	10"	1 Piece	Bottom 13" x 13"	Sold as a kit with cap, base/trim
			1 Piece	Top 11-1/4" x 11-1/4"	
Round Column Non Tapered	73036*	8"	1 Piece	Bottom 10-7/8" x 10-7/8"	Sold as a kit with cap, base/trim
			1 Piece	Top 10-7/8" x 10-7/8"	
Square Column	73038*	8"	1 Piece	Bottom 11-1/4" x 11-1/4"	Sold as a kit with cap, base/trim
			1 Piece	Top 11-1/4" x 11-1/4"	

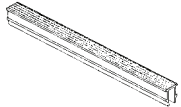
*Required for complete column installation

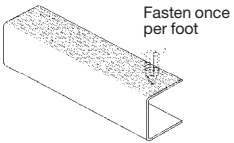
Note – Not all trims available in all colors

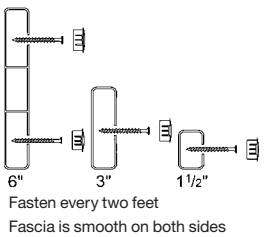
EverNew® Vinyl Decking

Vinyl Decking

	Catalog No.	Deck Planks 1-1/2" x 5-1/2"	White	Colors	Min. Ord. Quantity	Wt.
	119145	Deck Plank x 145" (12')	•	•	1	12.5
	119193	Deck Plank x 193" (16') – minimum quantity 25 pcs.	•	•	25	17.0
	119241	Deck Plank x 241" (20')* – full pallet orders only	•	•	50	21.0
	*Available only as part of half or full truckload.					

	Catalog No.	Fill Pieces	White	Colors	Min. Ord. Quantity	Wt.
	129145	Fill Piece x 145" (12')	•	•	1	0.7
	129193	Fill Piece x 193" (16') – minimum quantity 50 pcs.	•	•	50	0.7
	129241	Fill Piece x 241" (20') – 100 pcs. quantity only	•	•	100	0.9
	Fill pieces not included with planks – order separately. 2' of fill piece per 1' of plank.					

	Catalog No.	End Covers	White	Colors	Min. Ord. Quantity	Wt.
	End Cover "C" Channel					
	139144	End Cover x 144" (12')	•	•	1	2.5
	70820P	End Cover Fastener (price/pack, 25/pack)	•	•	1	0.3

	Catalog No.	Fascia	White	Colors	Min. Ord. Quantity	Wt.
	Fascia Board 7/8" Profile					
	359096	7/8" x 6" x 96" (8')	•	•	1	4.5
	349096	7/8" x 3" x 96" (8')	•	•	1	2.0
	319096	7/8" x 1-1/2" x 96" (8')	•	•	1	1.5
	70822P	Fascia Cover Plug 3/4" (price/pack, 25/pack)	•	•	1	7.5
	70787P	#8 x 1-1/2" Stainless Steel Screw (price/pack, 100/pack)			1	1.0

Gray and Almond Colors: specify "G" or "AL" after part number.



CertainTeed Corporation

20 Moores Road
Malvern, PA 19355
www.certainteed.com

ASK ABOUT ALL OF OUR OTHER CERTAINTEED® PRODUCTS AND SYSTEMS:

ROOFING • SIDING • TRIM • DECKING • RAILING • FENCE
GYPSUM • CEILINGS • INSULATION

Professional: 800-233-8990 Consumer: 800-782-8777